



Voyager 8.2 Release Notes

CONFIDENTIAL INFORMATION

The information herein is the property of Ex Libris Ltd. or its affiliates and any misuse or abuse will result in economic loss. DO NOT COPY UNLESS YOU HAVE BEEN GIVEN SPECIFIC WRITTEN AUTHORIZATION FROM EX LIBRIS LTD.

This document is provided for limited and restricted purposes in accordance with a binding contract with Ex Libris Ltd. or an affiliate. The information herein includes trade secrets and is confidential.

DISCLAIMER

The information in this document will be subject to periodic change and updating. Please confirm that you have the most current documentation. There are no warranties of any kind, express or implied, provided in this documentation, other than those expressly agreed upon in the applicable Ex Libris contract. This information is provided AS IS. Unless otherwise agreed, Ex Libris shall not be liable for any damages for use of this document, including, without limitation, consequential, punitive, indirect or direct damages.

Any references in this document to third-party material (including third-party Web sites) are provided for convenience only and do not in any manner serve as an endorsement of that third-party material or those Web sites. The third-party materials are not part of the materials for this Ex Libris product and Ex Libris has no liability for such materials.

TRADEMARKS

"Ex Libris," the Ex Libris Bridge to Knowledge , Primo, Aleph, Voyager, SFX, MetaLib, Verde, DigiTool, Rosetta, bX, URM, Alma , and other marks are trademarks or registered trademarks of Ex Libris Ltd. or its affiliates.

The absence of a name or logo in this list does not constitute a waiver of any and all intellectual property rights that Ex Libris Ltd. or its affiliates have established in any of its products, features, or service names or logos.

Trademarks of various third-party products, which may include the following, are referenced in this documentation. Ex Libris does not claim any rights in these trademarks. Use of these marks does not imply endorsement by Ex Libris of these third-party products, or endorsement by these third parties of Ex Libris products.

Oracle is a registered trademark of Oracle Corporation.

UNIX is a registered trademark in the United States and other countries, licensed exclusively through X/Open Company Ltd.

Microsoft, the Microsoft logo, MS, MS-DOS, Microsoft PowerPoint, Visual Basic, Visual C++, Win32, Microsoft Windows, the Windows logo, Microsoft Notepad, Microsoft Windows Explorer, Microsoft Internet Explorer, and Windows NT are registered trademarks and ActiveX is a trademark of the Microsoft Corporation in the United States and/or other countries.

Unicode and the Unicode logo are registered trademarks of Unicode, Inc.

Google is a registered trademark of Google, Inc.

Copyright Ex Libris Limited, 2012. All rights reserved.

Document released: November 2012

Web address: <http://www.exlibrisgroup.com>

Table of Contents

1	Introduction	10
	Purpose of This Document	10
	Voyager 8.2 Documentation	11
2	General	12
	Internet Browser Support	12
	<i>Purpose of the Enhancement</i>	12
	<i>Description</i>	12
	<i>Reference to Technical Documentation</i>	12
	Support for 10-Digit OCLC Numbers	13
	<i>Purpose of the Enhancement</i>	13
	<i>Description</i>	13
	<i>Implementation Notes</i>	13
	MARC 21 Updates	13
	<i>Purpose of the Enhancement</i>	13
	<i>Description</i>	13
	<i>Implementation Notes</i>	13
3	Headings and Indexes	14
	Headings Types	14
	<i>Purpose of the Enhancement</i>	14
	<i>Description</i>	14
	<i>Implementation Notes</i>	14
	<i>Reference to Technical Documentation</i>	15
	New and Updated Indexes	15
	<i>Purpose of the Enhancement</i>	15
	<i>Description</i>	15
	<i>Implementation Notes</i>	15
	<i>Reference to Technical Documentation</i>	16
	MARC 264	16
	<i>Purpose of the Enhancement</i>	16
	<i>Description</i>	16
	<i>Implementation Notes</i>	16

	New Search Limits	17
	<i>Purpose of the Enhancement</i>	17
	<i>Description</i>	17
	<i>Implementation Notes</i>	17
	<i>Reference to Technical Documentation</i>	17
4	Acquisitions	18
	Search by Bib ID	18
	<i>Purpose of the Enhancement</i>	18
	<i>Description</i>	18
	<i>Implementation Notes</i>	19
	Simplify Item Record Creation When Receiving	19
	<i>Purpose of the Enhancement</i>	19
	<i>Description</i>	19
	<i>Implementation Notes</i>	20
	Suppressed Record Indicators	20
	<i>Purpose of the Enhancement</i>	20
	<i>Description</i>	20
	<i>Implementation Notes</i>	20
	<i>Reference to Technical Documentation</i>	20
5	Cataloging	21
	Print an Item Record	21
	<i>Purpose of the Enhancement</i>	21
	<i>Description</i>	21
	<i>Implementation Notes</i>	22
	<i>Reference to Technical Documentation</i>	22
	Print from Get Items List Display	22
	<i>Purpose of the Enhancement</i>	22
	<i>Description</i>	22
	<i>Implementation Notes</i>	22
	<i>Reference to Technical Documentation</i>	22
	Suppressed Record Indicators	23
	<i>Purpose of the Enhancement</i>	23
	<i>Description</i>	23
	<i>Implementation Notes</i>	24
	<i>Reference to Technical Documentation</i>	24

	New Headings Types Filters	24
	<i>Purpose of the Enhancement</i>	24
	<i>Description</i>	24
	<i>Implementation Notes</i>	24
	<i>Reference to Technical Documentation</i>	24
6	Circulation	25
	Modify Due Date from Charged Items Index	25
	<i>Purpose of the Enhancement</i>	25
	<i>Description</i>	26
	<i>Implementation Notes</i>	26
	<i>Reference to Technical Documentation</i>	26
	Option to Disable Smart Defaults	27
	<i>Purpose of the Enhancement</i>	27
	<i>Description</i>	27
	<i>Implementation Notes</i>	27
	<i>Reference to Technical Documentation</i>	29
	Send Courtesy and Recall Overdue Notice by SMS	29
	<i>Purpose of the Enhancement</i>	29
	<i>Description</i>	29
	<i>Implementation Notes</i>	29
	<i>Reference to Technical Documentation</i>	29
	Calculate the Sum When Posting Fines and Fees	30
	<i>Purpose of the Enhancement</i>	30
	<i>Description</i>	30
	<i>Implementation Notes</i>	30
	<i>Reference to Technical Documentation</i>	30
	Sort Items on the Item Display	31
	<i>Purpose of the Enhancement</i>	31
	<i>Description</i>	31
	<i>Implementation Notes</i>	31
	<i>Reference to Technical Documentation</i>	31
	Check Calendar When Modifying Due/Return Date	31
	<i>Purpose of the Enhancement</i>	31
	<i>Description</i>	32
	<i>Implementation Notes</i>	32

	<i>Reference to Technical Documentation</i>	32
	Create Due Date Receipt by Charge Session	32
	<i>Purpose of the Enhancement</i>	32
	<i>Description</i>	32
	<i>Implementation Notes</i>	33
	<i>Reference to Technical Documentation</i>	33
	Add Department, Major, and Birthdate to the Patron Profile	34
	<i>Purpose of the Enhancement</i>	34
	<i>Description</i>	34
	<i>Implementation Notes</i>	35
	<i>Reference to Technical Documentation</i>	35
	Copy Patron Record	35
	<i>Purpose of the Enhancement</i>	35
	<i>Description</i>	35
	<i>Implementation Notes</i>	35
	<i>Reference to Technical Documentation</i>	36
	Increased Size of Patron Record Fields	36
	<i>Purpose of the Enhancement</i>	36
	<i>Description</i>	36
	<i>Implementation Notes</i>	36
	<i>Reference to Technical Documentation</i>	36
	Suppressed Record Indicators	36
	<i>Purpose of the Enhancement</i>	36
	<i>Description</i>	37
	<i>Implementation Notes</i>	37
	<i>Reference to Technical Documentation</i>	37
7	Global Data Change (GDC)	38
	GDC Index Only Job	38
	<i>Purpose of the Enhancement</i>	38
	<i>Description</i>	38
	<i>Implementation Notes</i>	39
	<i>Reference to Technical Documentation</i>	39
8	System Administration	40
	Configurable Password Requirements	40

	<i>Purpose of the Enhancement</i>	40
	<i>Description</i>	40
	<i>Implementation Notes</i>	41
	<i>Reference to Technical Documentation</i>	41
	Remember Last <N> Passwords	42
	<i>Purpose of the Enhancement</i>	42
	<i>Description</i>	42
	<i>Implementation Notes</i>	42
	<i>Reference to Technical Documentation</i>	42
	Password Expiration Alert	42
	<i>Purpose of the Enhancement</i>	42
	<i>Description</i>	42
	<i>Implementation Notes</i>	42
	<i>Reference to Technical Documentation</i>	43
	Lockout Feature for Invalid Login Attempts	43
	<i>Purpose of the Enhancement</i>	43
	<i>Description</i>	43
	<i>Implementation Notes</i>	43
	<i>Reference to Technical Documentation</i>	43
	Log of Invalid Login Attempts	43
	<i>Purpose of the Enhancement</i>	43
	<i>Description</i>	44
	<i>Implementation Notes</i>	44
	<i>Reference to Technical Documentation</i>	44
	View-Only Security Profile	44
	<i>Purpose of the Enhancement</i>	44
	<i>Description</i>	44
	<i>Implementation Notes</i>	44
	<i>Reference to Technical Documentation</i>	44
9	Patron Record Utilities	45
	XML Patron Import Utility	45
	<i>Purpose of the Enhancement</i>	45
	<i>Description</i>	45
	<i>Implementation Notes</i>	46
	<i>Reference to Technical Documentation</i>	46

	XML Patron Export Utility	46
	<i>Purpose of the Enhancement</i>	46
	<i>Description</i>	46
	<i>Implementation Notes</i>	47
	<i>Reference to Technical Documentation</i>	47
	XML Patron Purge Utility	47
	<i>Purpose of the Enhancement</i>	47
	<i>Description</i>	47
	<i>Implementation Notes</i>	48
	<i>Reference to Technical Documentation</i>	48
10	Primo Integration	49
	Paging for My Account Loans Display	49
	<i>Purpose of the Enhancement</i>	49
	<i>Description</i>	49
	<i>Implementation Notes</i>	49
	Primo Extract Log File Naming	50
	<i>Purpose of the Enhancement</i>	50
	<i>Description</i>	50
	<i>Implementation Notes</i>	50
	OPAC via Primo Integration Enhancements	50
	<i>Purpose of the Enhancement</i>	50
	<i>Description</i>	50
	<i>Implementation Notes</i>	50
11	Voyager Web Services	51
	Add Patron Web Service	51
	<i>Purpose of the Enhancement</i>	51
	<i>Description</i>	51
	<i>Reference to Technical Documentation</i>	51
	Patron Export Web Service	52
	<i>Purpose of the Enhancement</i>	52
	<i>Description</i>	52
	<i>Reference to Technical Documentation</i>	52
	DB Info Web Service	52
	<i>Purpose of the Enhancement</i>	52

	<i>Description</i>	52
	<i>Reference to Technical Documentation</i>	53
	Get Holdings Service	53
	<i>Purpose of the Enhancement</i>	53
	<i>Description</i>	53
	<i>Reference to Technical Documentation</i>	53
12	Voyager InterCirc	54
	Integration with OCLC	54
	<i>Purpose of the Enhancement</i>	54
	<i>Description</i>	54
	<i>Implementation Notes</i>	55
	<i>Reference to Technical Documentation</i>	55
13	Web Authorities	56
	Web Authorities Interface ReDesign	56
	<i>Purpose of the Enhancement</i>	56
	<i>Description</i>	56
	<i>Implementation Notes</i>	56
	<i>Reference to Technical Documentation</i>	57

1

Introduction

Voyager 8.2 offers customers new features that enrich existing functionality, improve system performance, and provide tighter integration with third-party systems.

Specific enhancements in this release:

- Enhance integration with ERPs for patron information
- Improve discovery via Primo and new search options in Voyager
- Expand support for Resource Description and Access (RDA)
- Increase security of the ILS
- Satisfy user group enhancements priorities
- Extend NCIP integration

Purpose of This Document

This document lists the various enhancements and changes that are new in Voyager 8.2. You can find them listed under the following topics:

- [General](#) on page [12](#)
 - [Headings and Indexes](#) on page [13](#)
 - [Acquisitions](#) on page [18](#)
 - [Cataloging](#) on page [21](#)
 - [Circulation](#) on page [25](#)
-

- [Global Data Change \(GDC\)](#) on page [38](#)
- [System Administration](#) on page [40](#)
- [Patron Record Utilities](#) on page [45](#)
- [Primo Integration](#) on page [49](#)
- [Voyager Web Services](#) on page [51](#)
- [Voyager InterCirc](#) on page [54](#)
- [Web Authorities](#) on page [56](#)

Voyager 8.2 Documentation

The following is a list of the primary documentation for Voyager 8.2:

- Voyager 8.2 Release Notes
- Voyager Index Changes
- Voyager 8.2 User's Guides
- The Road to Voyager 8.2
- Voyager 8.2 Installation and Upgrade Requirements

2

General

This section includes the following enhancements:

- [Internet Browser Support](#)
- [Support for 10-Digit OCLC Numbers](#)
- [MARC 21 Updates](#)

Internet Browser Support

Purpose of the Enhancement

Support for Internet Explorer 9 has been added to Voyager.

Description

Voyager's web-based interfaces are supported on Internet Explorer 9 as well as other browsers.

Reference to Technical Documentation

Refer to *Supported Software and PC Requirements* in the Ex Libris Documentation Center for more information.

Support for 10-Digit OCLC Numbers

Purpose of the Enhancement

The purpose of this enhancement is to provide support for 10-digit OCLC control numbers.

Description

The OCLC Control Number is anticipated to reach one billion after July 1, 2013. At that point, OCLC will increase the length of the OCLC number to accommodate a variable length number string.

The new format uses the prefix “on” followed by ten digits. Seven- to nine-digit OCLC control numbers will also continue to exist.

Ex Libris has updated the indexing routines in Voyager to support 10-digit OCLC control numbers with the new “on” prefix. Voyager continues to support the pre-existing format for seven-, eight-, and nine-digit numbers.

Implementation Notes

No configuration is necessary.

MARC 21 Updates

Purpose of the Enhancement

The purpose of this enhancement is to include the latest MARC 21 updates in Voyager.

Description

The Voyager tag tables have been updated to reflect the most recent changes in the MARC 21 standard.

The MARC 21 tag tables have been updated through MARC 21 Update 14 (April 2012) and the OCLC tag tables have been updated through OCLC Technical Bulletin 261 (May 2012).

Implementation Notes

New tag tables will be installed with your clients during the upgrade. If you have any locally-defined fields, you will need to add your customizations to the new tag tables as appropriate.

3

Headings and Indexes

This section includes the following enhancements:

- [Headings Types](#)
- [New and Updated Indexes](#)
- [MARC 264](#)
- [New Search Limits](#)

Headings Types

Purpose of the Enhancement

The purpose of this enhancement is to include the complete list of subject heading types, genre/form types, and occupation types recognized by the Library of Congress.

Description

All of the approved subject headings types, genre/form types, and occupation types recognized by the Library of Congress before August 31, 2012 have been added to the HEADING_TYPE table in Voyager.

Implementation Notes

Your HEADING_TYPE table will be updated to include all valid heading, genre/form, and occupation types automatically during your upgrade. As part of this process, the

HEADING_CODE is being expanded from one character to a maximum of twelve characters and will be synonymous with the code assigned to the thesaurus.

Most of the new headings codes will be suppressed upon upgrade. You may want to suppress or unsuppress various options in System Administration once your upgrade is complete.

Reference to Technical Documentation

Refer to the Library of Congress web site for more information.

- Subject heading types: <http://www.loc.gov/standards/sourcelist/subject.html>
- Genre/Form types: <http://www.loc.gov/standards/sourcelist/genre-form.html>
- Occupation types: <http://www.loc.gov/standards/sourcelist/occupation.html>

New and Updated Indexes

Purpose of the Enhancement

The purpose of this enhancement is to update various Voyager indexes to support Resource Description and Access (RDA) and to comply with current MARC 21 standards.

Description

Numerous changes have been made to the Voyager indexes. Ninety-seven indexes will be either added or updated in this release. Many of these are new left-anchored indexes created to support MARC fields added to implement RDA.

The indexes cover a range of authority and bibliographic fields, along with updates to two bibliographic composite indexes, four bibliographic keyword indexes, and six headings indexes in Voyager.

Implementation Notes

Libraries may have customized their Voyager indexes in a previous release. Prior to your upgrade, each index to be added or changed will be checked against your current index definitions and a worksheet of exceptions will be generated for your review.

If there are no exceptions in your indexes, the upgrade can proceed without any additional information.

If there are exceptions, the library will be able to review and edit a worksheet to determine the index definition that should be applied during the upgrade. The worksheet must then be renamed and placed on the Voyager server prior to the upgrade. The upgrade process

will use this conflict resolution worksheet to insert the customer's preferred index definition into Voyager during the upgrade.

A full index regen will be performed at the conclusion of your upgrade.

Note: If there is no worksheet – either because there were no conflicts or the library did not provide the modified worksheet prior to the upgrade – the recommended default index definitions will be applied during the upgrade process.

Reference to Technical Documentation

Detailed information about the index changes and the upgrade process for indexes is available in the *Voyager 8.2 Index Changes* document.

Refer to Appendix A of the *Voyager 8.2 System Administration User's Guide* for a complete description of the indexes included in Voyager.

MARC 264

Purpose of the Enhancement

The purpose of this enhancement is to index the new MARC 264 field in Voyager's BIB_TEXT table.

Description

MARC 21 provides two separate fields for recording production, publication, distribution, manufacture, and copyright notice information: MARC 260 and 264. Both fields are still valid, but a record should only contain one or the other.

The BIB_TEXT table has been updated to include information from both MARC fields. The Voyager fields for publication place, publisher, imprint, and publisher date will include data from either the 260 or the 264, depending on which field appears first in a record.

Implementation Notes

Since records containing data in MARC 264 may already exist in your Voyager database prior to your upgrade, the BIB_TEXT table will automatically be refreshed as part of your upgrade.

New Search Limits

Purpose of the Enhancement

This enhancement adds new limits for Content Type, Media Type, and Carrier Type to Voyager.

Description

New limits have been added to Voyager to filter results by content type, media type, and carrier type. These limits appear both in WebVoyage and in the Voyager staff clients.

Implementation Notes

The limits are preconfigured in the *limits.ini* for the Voyager staff clients (c:\Voyager\Misc\limits.ini). For WebVoyage, new limit groups have been added to the *limits.xml* file and new configurations have been added to *webvoyage.properties*.

Reference to Technical Documentation

Refer to the *Voyager 8.2 WebVoyage Basic User's Guide*, the *Voyager 8.2 WebVoyage Architecture Overview and Configuration Models* guide, and the *Voyager 8.2 Cataloging User's Guide* for more information.

4

Acquisitions

This section includes the following enhancements:

- [Search by Bib ID](#)
- [Simplify Item Record Creation When Receiving](#)
- [Suppressed Record Indicators](#)

Search by Bib ID

Purpose of the Enhancement

The purpose of this enhancement is to add the ability to search for serials by Bib ID.

Description

A Bib ID search has been added to the search screens for Serials Check-in, Serials History, Subscription Maintenance, and Bindery Maintenance.

Staff members can use this option to quickly retrieve a serial title when the bibliographic ID is known. This is particularly useful when there are multiple titles that are very similar.

When searching by Bib ID, your search result will be one specific record.

Search For Serials

Check-In Title
 UPC
 SICI Stem
 ISSN
 Bib Id

Search For:

Implementation Notes

No configuration is necessary.

Simplify Item Record Creation When Receiving

Purpose of the Enhancement

The purpose of this enhancement is to simplify the process of creating item records when receiving in Acquisitions and Serials.

Description

The process of creating a new item in Acquisitions and Serials has been simplified by reducing the number of steps in the workflow and combining others.

Item 83399 for holding 62039

Title:

Location: Call #:

Barcode: Temp. Loc.:

Perm. Loc.: Temp. Type:

Item Type: Media Type:

Enym:

Chron:

Year:

Caption:

Free text:

Spine:

Copy: Pieces: Price:

Self Check

Magnetic Media
 Sensitize

The cursor is automatically focused on the barcode field without the need to click a button to open it. A new button (a sailboat with 'X') in the toolbar allows you to save the record to the database and close the window in one step. When using this button, the confirmation message that the record was updated is suppressed. In previous releases, this process took seven clicks; now, it takes only two.

Implementation Notes

No configuration is necessary.

Suppressed Record Indicators

Purpose of the Enhancement

The purpose of this enhancement is to provide more indication that a record is suppressed.

Description

When a bibliographic or holdings record is suppressed in Voyager, the record ID number will be displayed in parenthesis in the Windows title bar in the Acquisitions client.



When using the "Cat in the Acq" feature of Voyager, the staff user may also see other indications that the record is suppressed, including the "Suppress from OPAC" flag or the suppressed book icon in Cataloging.

Implementation Notes

No configuration is necessary.

Reference to Technical Documentation

Refer to the *Voyager 8.2 Cataloging User's Guide* for more information.

5

Cataloging

This section includes the following enhancements:

- [Print an Item Record](#)
- [Print from Get Items List Display](#)
- [Suppressed Record Indicators](#)
- [New Headings Types Filters](#)

Print an Item Record

Purpose of the Enhancement

The purpose of this enhancement is to enable printing of an item record.

Description

Staff users now have the ability to print an item record from the Cataloging module. When an item record is displayed, the File menu contains a Print Setup and a Print Record command.

The printout is configurable by the user. By default, the printout contains the title of the item, along with the location, call number and summary holdings statements from the holdings record, and all fields from the item record.

Implementation Notes

Configuration for printing an item record is controlled by the [ITEM_RECORD] stanza in the catalog.ini file on the staff workstation (C:\Voyager\Catalog). If a label is removed, the data element will not print.

Reference to Technical Documentation

Refer to the *Voyager 8.2 Cataloging User's Guide* for more information.

Print from Get Items List Display

Purpose of the Enhancement

The purpose of this enhancement is to print a group of item records selected by the user.

Description

Staff users now have the ability to print item records selected from the "Get Items" display in the Cataloging module. When displaying a list of item records attached to a single holding, the user can select one or more records and use the Print Selected button to print them.

The printout is configurable by the user. By default, the printout contains the title of the item, along with the location, call number and summary holdings statements from the holdings record, and all fields from the item record.

Implementation Notes

Configuration for printing an item record is controlled by the [MFHD_ITEM_LIST] stanza in the catalog.ini file on the staff workstation (C:\Voyager\Catalog). If a label is removed, the data element will not print.

To configure default printing options, the user should select Print Setup from the File menu before retrieving a list of items.

Reference to Technical Documentation

Refer to the *Voyager 8.2 Cataloging User's Guide* for more information.

Suppressed Record Indicators

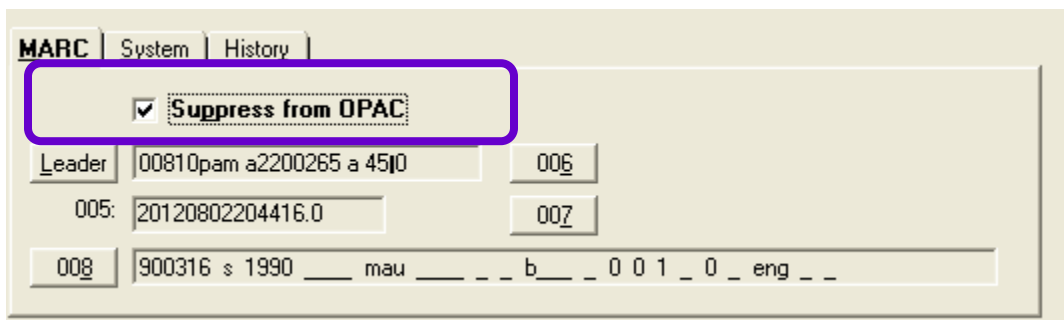
Purpose of the Enhancement

The purpose of this enhancement is to provide more indication that a record is suppressed.

Description

Voyager now makes it easier to identify records that have been suppressed from OPAC view.

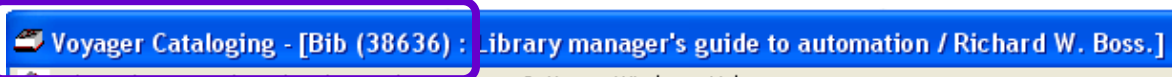
The "Suppress from OPAC" flag has been moved from the System tab to the MARC tab.



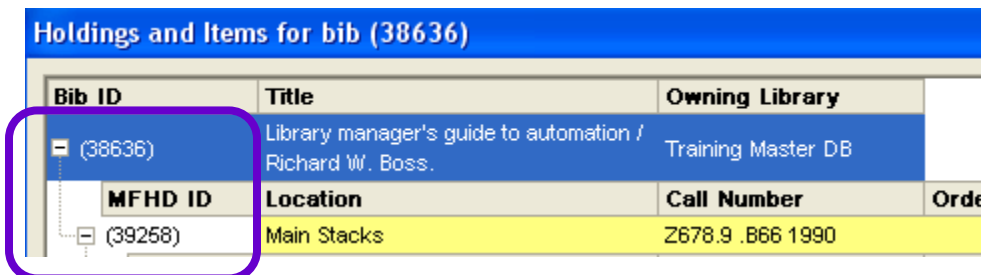
The screenshot shows the MARC tab interface with the 'Suppress from OPAC' checkbox checked. Below the checkbox are fields for Leader, 005, and 008.

Leader	00810pam a2200265 a 4510	006
005:	20120802204416.0	007
008	900316 \$ 1990 __ mau __ _ _ b _ _ 0 0 1 _ 0 _ eng _ _	

When a bibliographic or holdings record is suppressed in Voyager, the record ID number will be displayed in parenthesis in the Windows title bar in the Cataloging client.



Finally, the record ID number will also appear in parenthesis on the Record Hierarchy display in the staff client.

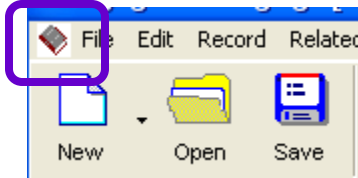


Holdings and Items for bib (38636)

Bib ID	Title	Owning Library
(38636)	Library manager's guide to automation / Richard W. Boss.	Training Master DB

MFHD ID	Location	Call Number	Order
(39258)	Main Stacks	Z678.9 .B66 1990	

As in previous releases, suppressed status is also indicated by a gray icon in the Windows menu bar.



Implementation Notes

No configuration is necessary.

Reference to Technical Documentation

Refer to the *Voyager 8.2 Cataloging User's Guide* for more information.

New Headings Types Filters

Purpose of the Enhancement

The purpose of this enhancement is to provide filters for the complete list of subject heading types, genre/form types, and occupation types recognized by the Library of Congress.

Description

All of the approved subject heading types, genre/form types, and occupation types recognized by the Library of Congress have been added to the HEADING_TYPE table in Voyager. As a result, staff users searching in the Cataloging client are now able to filter results by all recognized heading types.

Implementation Notes

Your HEADING_TYPE table will be automatically updated during your upgrade. Your system administrator may want to suppress or unsuppress various heading filters in the System Administration module (Search > Heading Filters) once the upgrade has been completed.

Reference to Technical Documentation

Refer to the *Voyager 8.2 System Administration User's Guide* for more information.

6

Circulation

This section includes the following enhancements:

- [Modify Due Date from Charged Items Index](#)
- [Option to Disable Smart Defaults](#)
- [Send Courtesy and Recall Overdue Notice by SMS](#)
- [Calculate the Sum When Posting Fines and Fees](#)
- [Sort Items on the Item Display](#)
- [Check Calendar When Modifying Due/Return Date](#)
- [Create Due Date Receipt by Charge Session](#)
- [Add Department, Major, and Birthdate to the Patron Profile](#)
- [Copy Patron Record](#)
- [Increased Size of Patron Record Fields](#)
- [Suppressed Record Indicators](#)

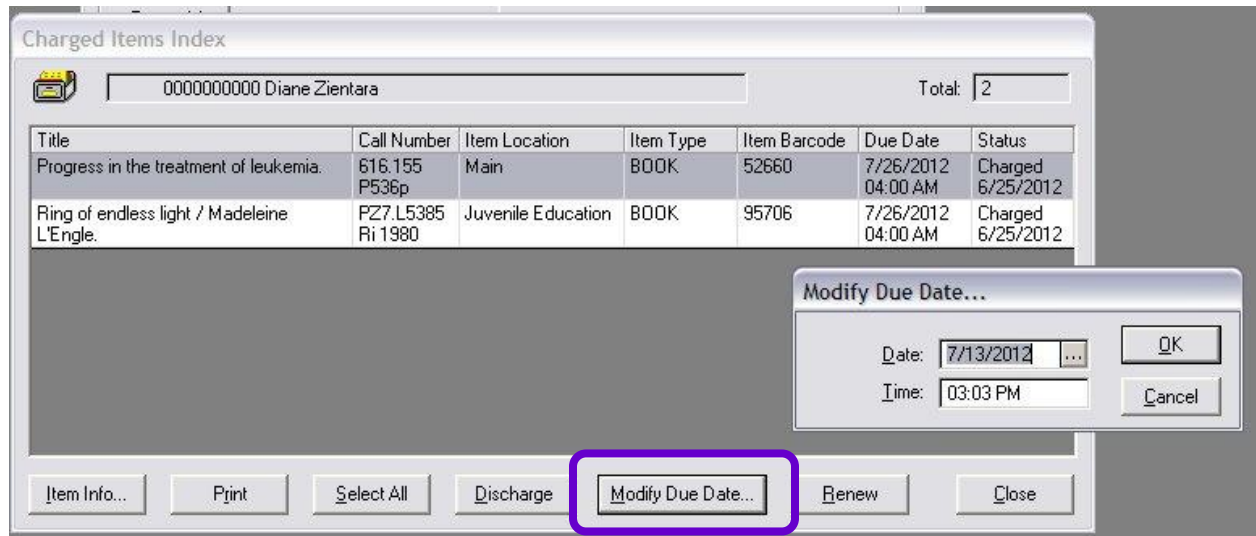
Modify Due Date from Charged Items Index

Purpose of the Enhancement

The purpose of this enhancement is to provide an option to modify the due date on one or more items previously charged to a patron.

Description

An authorized Circulation operator may now manually change the due date on an item previously charged out. To use this feature, select one or more items in the Charged Items Index display and right-click one of the entries. A Modify Due Date window opens and the operator can set the specific due date/time for the item. The current date and time is supplied by initial default.



Note: When modifying the due date and time from the Charge screen, the initial default supplied is also the current date and time, so that the functionality is consistent. This is a change from previous releases.

In accordance with the related feature to check the library's circulation calendar, the operator is warned if the due date/time is outside of the library's operating schedule.

Implementation Notes

The privilege to use this feature is controlled by the Circulation operator security profile setting to Change Due Date. No additional configuration is necessary.

Reference to Technical Documentation

Refer to the *Voyager 8.2 Circulation User's Guide* for more information.

Option to Disable Smart Defaults

Purpose of the Enhancement

The purpose of this enhancement is to disable the default settings on pop-up windows and alerts in the Circulation module and force the operator to acknowledge the alerts.

Description

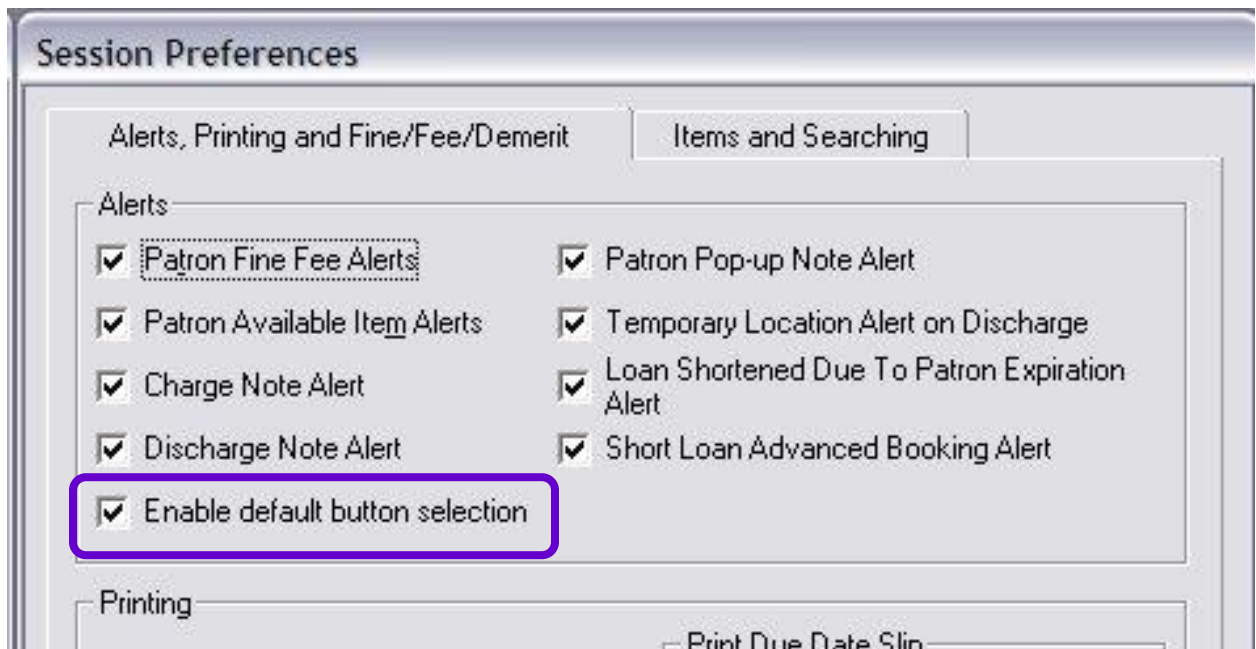
Many alerts display in the Circulation client during the course of normal circulation workflows. By default, these alerts have some action preselected, which enables the operator to quickly acknowledge the alert or take a default action. However, these defaults can lead to incomplete transactions when an operator is not paying attention.

To prevent incomplete transactions, it is now possible to disable the default buttons for these transaction exceptions and force the operator to acknowledge the alert or take a specific action before he can continue.

Implementation Notes

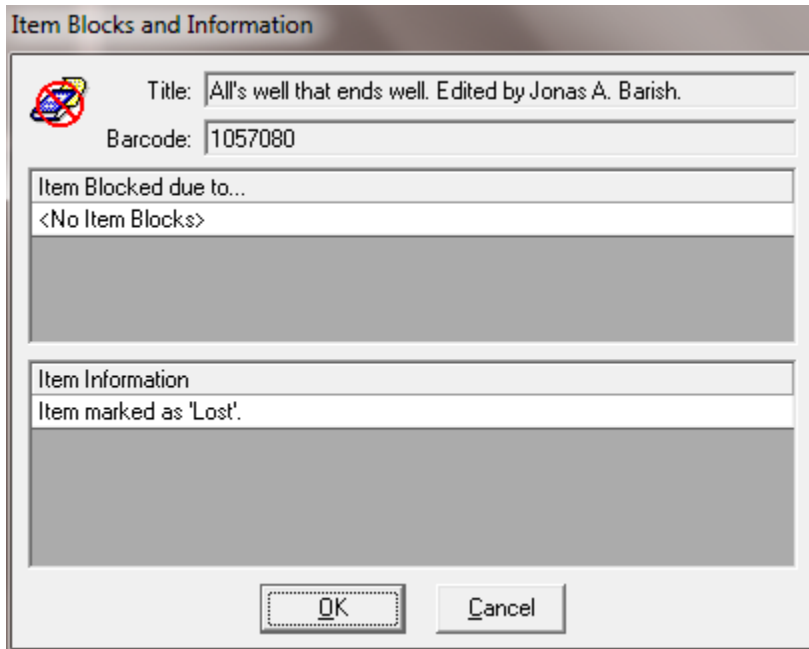
In accordance with previous functionality, the default buttons are automatically enabled. The user must disable the defaults in session preferences in order to use this new feature.

Individual operators may disable defaults under `Options > Session Preferences > Alerts`. To disable the default buttons, remove the check box selection for `Enable default button selection`.



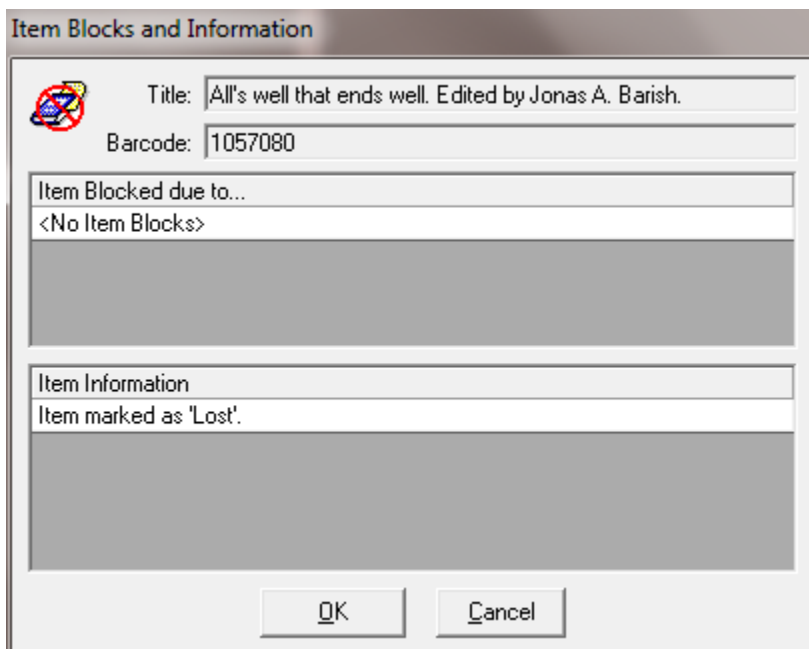
When the defaults are disabled, buttons that require an operator decision will not have a default selected. When the only button is "OK", the default may still be selected.

The OK button is preselected when the default buttons are enabled:



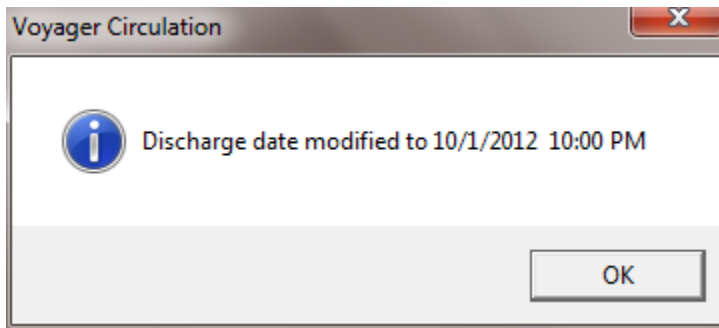
The screenshot shows a dialog box titled "Item Blocks and Information". It contains a "Title" field with the text "All's well that ends well. Edited by Jonas A. Barish." and a "Barcode" field with the value "1057080". Below these are two sections: "Item Blocked due to..." with the text "<No Item Blocks>" and "Item Information" with the text "Item marked as 'Lost'". At the bottom, there are two buttons: "OK" and "Cancel". The "OK" button is highlighted with a dashed border, indicating it is the preselected default.

The OK button is not preselected when default buttons are disabled:



This screenshot is identical to the one above, showing the "Item Blocks and Information" dialog box with the same fields and text. However, in this version, the "OK" button is not highlighted with a dashed border, and the "Cancel" button is also visible and active, indicating that the default buttons are disabled.

When the only button is OK, the default may still be selected.



Reference to Technical Documentation

Refer to the *Voyager 8.2 Circulation User's Guide* for more information.

Send Courtesy and Recall Overdue Notice by SMS

Purpose of the Enhancement

This enhancement sends borrowers a courtesy notice via SMS before items are due and can notify borrowers via SMS of an overdue recall.

Description

SMS messages were added in Voyager 8.0 to alert borrowers when items were ready for pickup, items were overdue, or items were recalled. Effective with this release, it is now possible to send a courtesy notice via SMS to alert borrowers before items are due, and to send overdue recall notices via SMS.

Implementation Notes

Use of this feature is contingent upon configuring the Voyager SMS functionality and running the daily circulation jobs to generate courtesy and recall overdue notices. Use of SMS functionality depends on integration of the Ex Libris SMS Proxy Server with the services of an SMS gateway provider. The borrower's profile must contain a valid SMS number in order to receive SMS messages from Voyager.

The text of the default SMS notice can be modified by the library. The default SMS text is located in `yyfdb/ini/smsnotices.properties`.

Reference to Technical Documentation

Refer to the *Voyager 8.2 Circulation User's Guide* and the *SMS Proxy User Guide* (available in the Cross-Product section of the Ex Libris Documentation Center) for more information.

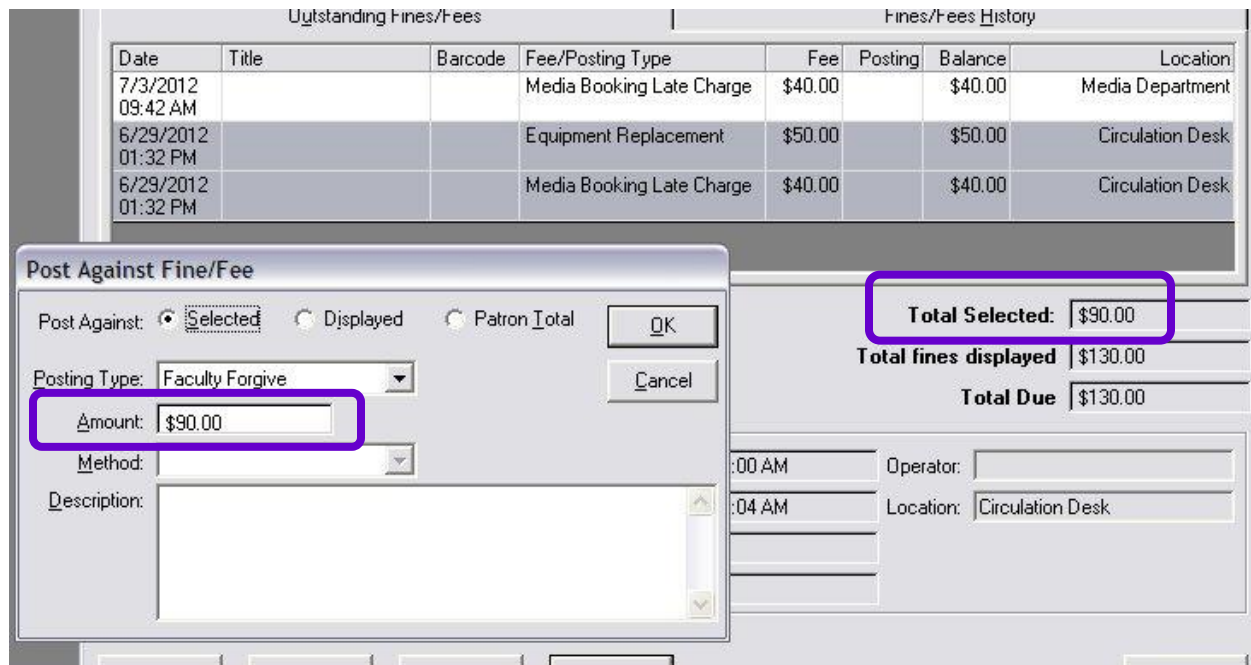
Calculate the Sum When Posting Fines and Fees

Purpose of the Enhancement

The purpose of this enhancement is to automatically calculate the sum of fines and fees or demerits when posting transactions.

Description

An authorized operator can easily post a transaction against selected amounts, displayed amounts, or the patron total by selecting the appropriate radio button.



Changing the radio button will automatically change the amount to be posted. Once the operator has manually entered an amount, however, Voyager will not change the amount if a different radio button is chosen.

Note: The Total Selected has also been added to the Patron Fines/Fees display.

Implementation Notes

No configuration is necessary.

Reference to Technical Documentation

Refer to the *Voyager 8.2 Circulation User's Guide* for more information.

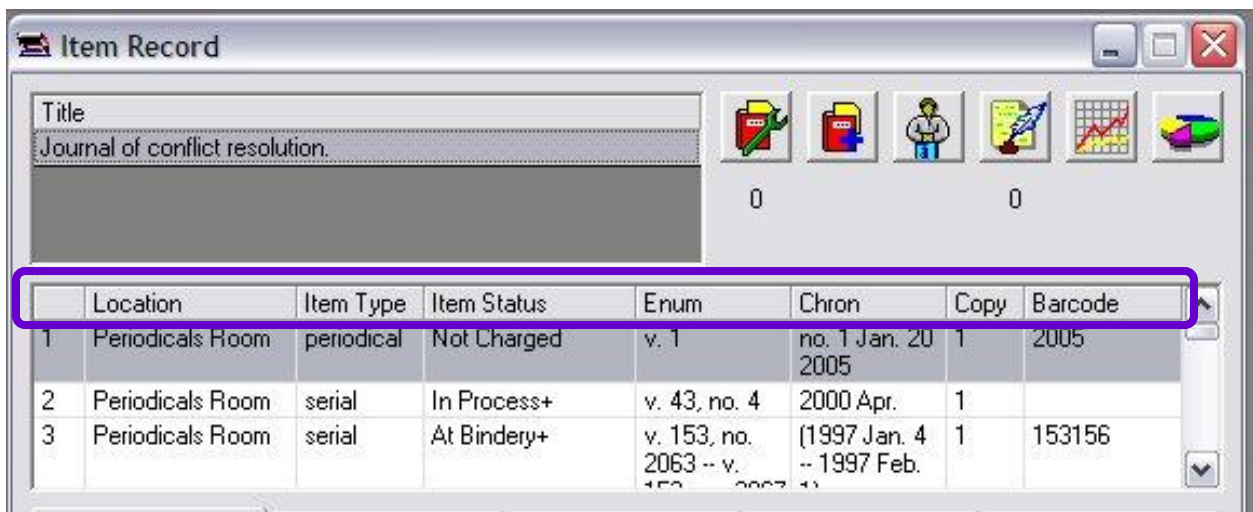
Sort Items on the Item Display

Purpose of the Enhancement

This enhancement allows the user to sort items on the item information display.

Description

Staff users in Circulation can sort items on the item information display by clicking a column header. Clicking the header again re-sorts in reverse order.



A new column has been added to the display to indicate the default sort order. This column can be used to return the item display to the original sort order.

Implementation Notes

No configuration is necessary.

Reference to Technical Documentation

Refer to the *Voyager 8.2 Circulation User's Guide* for more information.

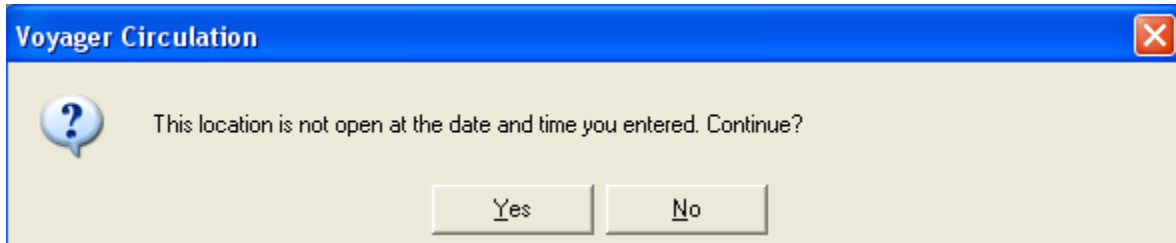
Check Calendar When Modifying Due/Return Date

Purpose of the Enhancement

This enhancement alerts the operator if a manually-entered due or return date is outside the library's operating hours.

Description

An authorized operator can manually modify a due date and time or backdate a discharge to a previous date and time. With this enhancement, Voyager will check the manually-entered date and time against the library's operating schedule and provide an alert if the date and time is outside the library's hours.



Implementation Notes

No configuration is necessary.

Reference to Technical Documentation

Refer to the *Voyager 8.2 Circulation User's Guide* for more information.

Create Due Date Receipt by Charge Session

Purpose of the Enhancement

The purpose of this enhancement is to provide a single due date slip showing all items charged in a single session.

Description

Staff users can set a preference option that controls the printing of due date slips for charged items. Your choices are: no due date slip, per single charge, or all charges in one receipt.

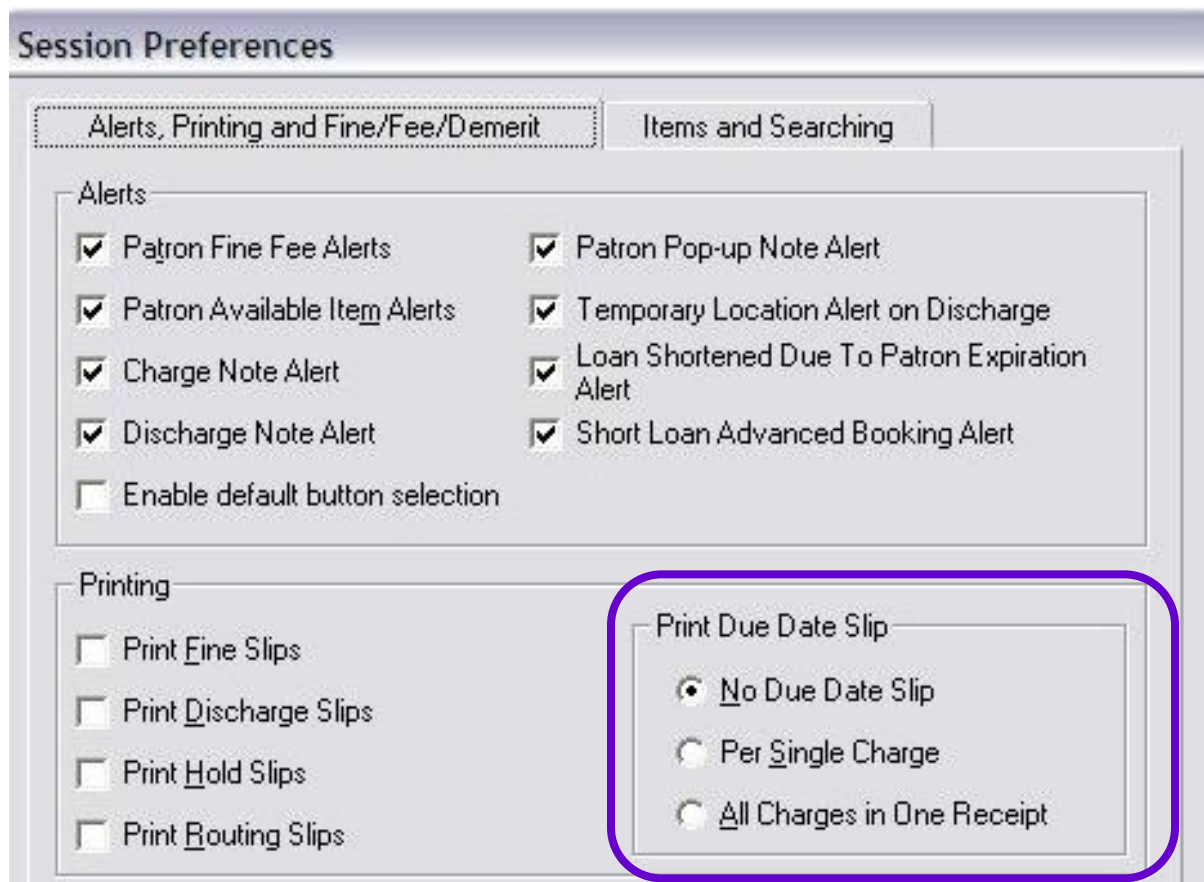
When printing all charges in one receipt, a new Receipt button displays on the Charge display. The Receipt button is unavailable until the first item is charged.

After all items have been charged out, the staff operator clicks the Receipt button to print a single due date slip containing all of the items charged during the session.

The due date slip can be configured by the library.

Implementation Notes

The staff user can select a default setting in Session Preferences in the Circulation client.



In previous releases, Voyager printed one due date slip per charged item. This functionality continues as the default following your upgrade. If you continue to print a due date slip per single charge, the Receipt button does not display.

The default setting for a library policy group can be set in the Circulation Policy settings in System Administration.

Configuration of the session-wide due date slip is controlled by the [DUE DATE SLIP SESSION] stanza in the circ.ini file (C:\Voyager\Circulation\Circ.ini).

Reference to Technical Documentation

Refer to the *Voyager 8.2 Circulation User's Guide* and *System Administration User's Guide* for more information.

Add Department, Major, and Birthdate to the Patron Profile

Purpose of the Enhancement

The purpose of this enhancement is to record the patron's department, major, and birthdate in his patron profile.

Description

New fields have been added to the patron record to record a patron's department, major, and birthdate. These fields are optional.

The patron record display has been re-organized to include these new fields. A new Details tab has been added to the display.

Edit Patron Record

Name	Details	Barcode	Address	Phone
SMS Number:	<input type="text"/>			
Expires:	<input type="text" value="12/31/2382"/>	...	Purge Date:	<input type="text" value="12/31/2382"/>
Department:	<input type="text" value="Business"/>			
Major:	<input type="text" value="Marketing"/>			
Birth Date:	<input type="text" value="01/10/2012"/>			

Patron Id	Details	Address/Phone	Counters	Proxy Patrons	History
SMS Number:	<input type="text" value="1-607-555-1234"/>				
Expires:	<input type="text" value="12/31/2382"/>		Purge:	<input type="text" value="12/31/2382"/>	
Department:	<input type="text" value="Business"/>				
Major:	<input type="text" value="Marketing"/>				
Birth Date:	<input type="text" value="01/10/1993"/>				

Implementation Notes

The new patron fields can be manually entered via the Circulation client or added to the patron record via the new XML patron update utility.

To maintain compatibility with the existing patron update, export, and purge utilities, these new fields have *not* been added to the Patron SIF.

Reference to Technical Documentation

Refer to the *Voyager 8.2 Circulation User's Guide* for more information.

Copy Patron Record

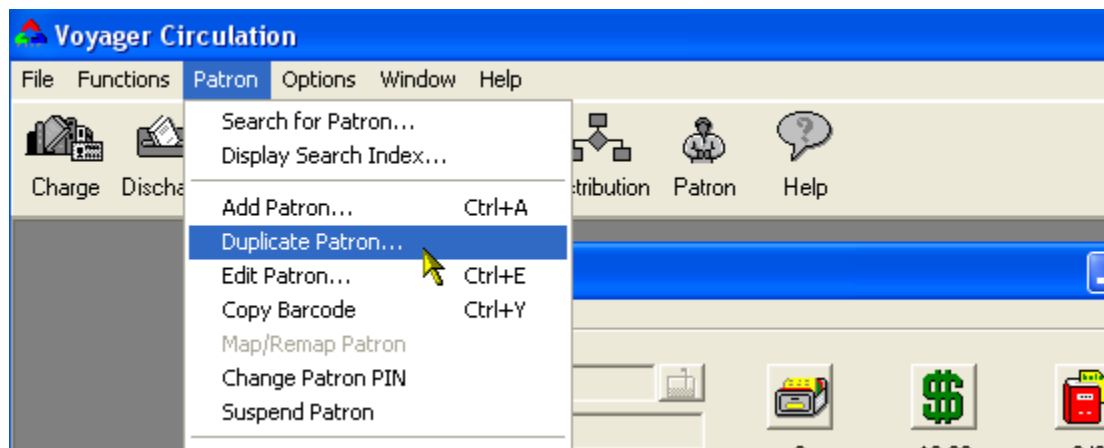
Purpose of the Enhancement

This feature allows a staff operator to manually copy a patron's record to create a new patron record.

Description

A new Duplicate Patron option is available on the right-click action menu and on the Patron menu. The patron record can be duplicated so that the staff member can easily add a new patron record to the Voyager database.

The new patron record must have a unique SSN or institution ID before it can be saved to the Voyager database.



Implementation Notes

No configuration is necessary.

Reference to Technical Documentation

Refer to the *Voyager 8.2 Circulation User's Guide* for more information.

Increased Size of Patron Record Fields

Purpose of the Enhancement

This enhancement increased the size of several fields in the patron record.

Description

To accommodate larger values in a variety of patron-related fields, specific field lengths have been increased.

- All address lines have been increased to a maximum of 100 characters.
- Patron first and middle name fields have been increased to a maximum of 50 characters.
- The city field has been increased to a maximum of 40 characters.

Implementation Notes

The longer field lengths are fully compatible with the new XML patron update, export, and purge utilities.

To preserve compatibility with customers' existing patron update programs, the Patron SIF has *not* been changed to accommodate the longer fields. Customers who continue to use the Patron SIF to update and export patron records will find the values truncated to their original lengths in the Patron SIF.

Reference to Technical Documentation

Refer to the *Voyager 8.2 Circulation User's Guide* for more information.

Suppressed Record Indicators

Purpose of the Enhancement

The purpose of this enhancement is to provide more indication that a record is suppressed.

Description

When a bibliographic or holdings record is suppressed in Voyager, the record ID number will be displayed in parenthesis in the Windows title bar in the Circulation client.



Implementation Notes

No configuration is necessary.

Reference to Technical Documentation

Refer to the *Voyager 8.2 Cataloging User's Guide* for more information.

7

Global Data Change (GDC)

This section includes the following enhancement:

- [GDC Index Only Job](#)

GDC Index Only Job

Purpose of the Enhancement

The purpose of this enhancement is to provide an option to re-index a set of bibliographic records without updating the record.

Description

This feature provides a quick and easy way to re-index a set of bibliographic records using Voyager's Global Data Change module.

Using this feature, an authorized operator can submit a job that re-indexes a set of bibliographic records. The index job runs without requiring any other updates to the records and does not affect the update history of the records.



This new job is particularly useful when a batch of records needs to be re-indexed without the need for an index regen.

Implementation Notes

This functionality is controlled by a new GDC operator security privilege to run an index-only job.

Reference to Technical Documentation

Refer to the *Voyager 8.2 Global Data Change User's Guide* for more information.

8

System Administration

This section includes the following enhancements:

- [Configurable Password Requirements](#)
- [Remember Last <N> Passwords](#)
- [Password Expiration Alert](#)
- [Lockout Feature for Invalid Login Attempts](#)
- [Log of Invalid Login Attempts](#)
- [View-Only Security Profile](#)

Configurable Password Requirements

Purpose of the Enhancement

This enhancement allows the library to define the rules for staff user passwords.

Description

Libraries can now configure the parameters for operator passwords. The following password criteria are now configurable:

- Minimum and maximum password length
 - Minimum and maximum password age
-

- Number and format of characters allowed, including upper- and lower-case letters, numbers, and special characters
- Any password group requirements (such as your password must contain at least three of the following four types of characters)
- Whether or not the user's password can contain the user's name or ID

The library is also responsible for describing the password requirements to users. This description is displayed to staff members when using the Change Password feature in any of the staff clients.

Security - Security Options

Password Options

Password Requirements
 Password Requirements 2
 Invalid Login Attempts

New password cannot be same as previous: passwords

Minimum password age: Days

Maximum password age (expiration): days

Alert user days before password will expire

Password Length: Minimum - at least: Maximum - at most:

Password may contain:
 User's Id
 User's name

Password must contain:
 All requirements below
 At least of the requirements selected below

At least alphabetic character(s)
 At least uppercase character(s)
 At least lowercase character(s)
 At least number character(s)
 At least special character/symbol(s)

Special / symbols:

Implementation Notes

System Administrators can define password requirements in the Security section of Voyager System Administration.

Reference to Technical Documentation

Refer to the *Voyager 8.2 System Administration User's Guide* for more information.

Remember Last <N> Passwords

Purpose of the Enhancement

The purpose of this enhancement is to provide a history of user passwords for comparison when new passwords are created.

Description

The System Administrator can determine how many previous passwords are saved in Voyager. The previous passwords are used for comparison to make sure that a new password is not the same as the previously-used passwords.

Implementation Notes

The password comparison setting is configured in the Security options in System Administration. The system administrator should enter the number of previous passwords to use for comparison. The maximum setting is 99. Entering a zero (0) indicates that this option is not to be used.

Reference to Technical Documentation

Refer to the *Voyager 8.2 System Administration User's Guide* for more information.

Password Expiration Alert

Purpose of the Enhancement

The purpose of this enhancement is to provide a configurable alert that warns staff users before their current password expires.

Description

The library System Administrator can specify the number of days before expiration to display an alert to warn a staff member that his password is about to expire.

Implementation Notes

The password expiration alert setting is configured in the Security options in System Administration.

Reference to Technical Documentation

Refer to the *Voyager 8.2 System Administration User's Guide* for more information

Lockout Feature for Invalid Login Attempts

Purpose of the Enhancement

New security features have been added to Voyager to lock staff user accounts after a library-defined number of invalid login attempts.

Description

The library System Administrator can now define a lockout counter, the lockout duration, and the number of invalid attempts after which a user's account is locked. Additionally, the invalid login attempts can be recorded in a security audit log.

The screenshot shows a web-based configuration interface titled "Security - Security Options". Under the "Password Options" section, there are three tabs: "Password Requirements", "Password Requirements 2", and "Invalid Login Attempts". The "Invalid Login Attempts" tab is selected. The configuration includes three rows of settings:

- Account will be locked after invalid login attempts
- If locked out, the lockout period will be
- Account lockout counter will be reset after

Implementation Notes

The lockout settings are configured in the Security options in System Administration. The System Administrator should enter the number of invalid login attempts, the duration of the lockout period, and the period after which the lockout counter is to be reset. The System Administrator can also determine if the invalid login attempts are to be recorded.

Reference to Technical Documentation

Refer to the *Voyager 8.2 System Administration User's Guide* for more information.

Log of Invalid Login Attempts

Purpose of the Enhancement

The purpose of this enhancement is to create an audit log of invalid login attempts.

Description

System Administrators have an option to record invalid login attempts to the Voyager staff clients. If logged, invalid login attempts record the user ID, operator name, date and time, lockout counter, and lockout time of the login attempts.

Additionally, the security audit log can be exported, cleared, or refreshed by the System Administrator.

Implementation Notes

The security audit log settings are configured in the Security options in System Administration.

Reference to Technical Documentation

Refer to the *Voyager 8.2 System Administration User's Guide* for more information.

View-Only Security Profile

Purpose of the Enhancement

The purpose of this enhancement is to provide view-only security options for System Administration.

Description

New operator security profiles can be created to give authorized operators view-only access to various functional areas in Voyager System Administration.

Implementation Notes

The view-only security profiles can be configured in the Master Profile section in Voyager System Administration. A profile can be created to give users access to one or more functional areas of system administration.

Reference to Technical Documentation

Refer to the *Voyager 8.2 System Administration User's Guide* for more information.

9

Patron Record Utilities

This section includes the following enhancements:

- [XML Patron Import Utility](#)
- [XML Patron Export Utility](#)
- [XML Patron Purge Utility](#)

XML Patron Import Utility

Purpose of the Enhancement

The purpose of this enhancement is to provide a patron update utility to load patron record information from XML files.

Description

In order to create a more flexible patron update interface, Ex Libris has introduced a completely new process that uses an XML-based input format to load and update patron information. The new patron import job is completely separate from the previous patron update batch job. Both jobs can be used in parallel, if desired.

Created a new job called PpatronUpdX (patron update – xml). This is a completely new program, separate in every way from the existing Pptrnupt.

The purpose of the program is to add, update, or (for some data) delete existing patron information such as name, address, and so forth. Like the original job, the program does

not update or change patron barcodes or patron groups because of the associated circulation history. Barcodes can be expired, though, just as in the original program.

The input file must be in XML format which conforms to the accompanying XSD. Each patron record is represented by a single XML record.

The patron record enhancements added in this release have been included in the new XML patron import utility. However, to maintain compatibility with the previous patron update utility, the patron record enhancements were not added to the Patron SIF.

Customers planning to take advantage of the patron record enhancements in Voyager 8.2 must use the XML patron import utility to load patron details into Voyager.

It is now possible to run the patron import utility from the Web Admin interface.

Implementation Notes

The new XML patron file format is documented in an XSD and is available on EL Commons. The library's system administrator may use the XSD to verify that the patron XML files are properly formed.

Reference to Technical Documentation

Refer to the *Voyager 8.2 Technical User's Guide* for more information and instructions for the XML patron import utility.

The patron schema XSD is available on EL Commons:

<http://www.exlibrisgroup.org/display/VoyagerOI/Patron+Schema+XSD>.

XML Patron Export Utility

Purpose of the Enhancement

The purpose of this enhancement is to provide a patron export utility to extract patron record information in XML format.

Description

In order to create a more flexible patron export interface, Ex Libris has introduced a completely new process that uses an XML-based input format to extract patron information. The new patron export job is completely separate from the previous patron extract batch job. Both jobs can be used in parallel, if desired.

The PpatronExpX batch job exports a group of patron records to an XML file that is suitable for reloading into the database with the PpatronUpdX job.

The patron record enhancements added in this release have been included in the new XML patron export utility. However, to maintain compatibility with the previous patron export utility, the patron record enhancements were not added to the Patron SIF. Customers planning to take advantage of the patron record enhancements in Voyager 8.2 must use the XML patron export utility to extract patron details from Voyager.

It is now possible to run the patron export utility from the Web Admin interface.

Implementation Notes

The new XML patron file format is documented in an XSD and is available on EL Commons. The library's system administrator may use the XSD to verify that the patron XML files are properly formed.

Reference to Technical Documentation

Refer to the *Voyager 8.2 Technical User's Guide* for more information and instructions for the XML patron export utility.

The patron schema XSD is available on EL Commons:

<http://www.exlibrisgroup.org/display/VoyagerOI/Patron+Schema+XSD>.

XML Patron Purge Utility

Purpose of the Enhancement

The purpose of this enhancement is to provide a patron purge utility that outputs patron record information in XML format.

Description

In order to create a more flexible patron purge interface, Ex Libris has introduced a completely new process that produces an XML-based input format of patron information. The new patron purge job is completely separate from the previous patron purge batch job.

The new batch job is called PpatronPrg and is called from the sbin directory to purge patron records and write records to an export file in XML format. The patron purge job can be run using the patron expiration date, the patron purge date, or a combination of both dates. Patron records that cannot be purged are written to various exception files as necessary.

The patron record enhancements added in this release have been included in the new XML patron utilities. However, to maintain compatibility with the previous patron purge utility, the patron record enhancements were not added to the Patron SIF. Customers

planning to take advantage of the patron record enhancements in Voyager 8.2 must use the XML patron purge utility to output patron details from Voyager.

It is now possible to run the patron purge utility from the Web Admin interface.

Implementation Notes

The new XML patron file format is documented in an XSD and is available on EL Commons. The library's system administrator may use the XSD to verify that the patron XML files are properly formed.

Reference to Technical Documentation

Refer to the *Voyager 8.2 Technical User's Guide* for more information and instructions for the XML patron purge utility.

The patron schema XSD is available on EL Commons:

<http://www.exlibrisgroup.org/display/VoyagerOI/Patron+Schema+XSD>.

10

Primo Integration

This section includes the following enhancements:

- [Paging for My Account Loans Display](#)
- [Primo Extract Log File Naming](#)
- [OPAC via Primo Integration Enhancements](#)

Paging for My Account Loans Display

Purpose of the Enhancement

The purpose of this enhancement is to provide options for paging through multiple displays showing patron loan details in Primo.

Description

Patrons who have numerous items on loan can now display their loaned items a few at a time, resulting in improved performance of the My Account information.

Implementation Notes

Paging functionality in the My Account display requires integration with Primo 4.1 or higher.

Primo Extract Log File Naming

Purpose of the Enhancement

The purpose of this enhancement is to append a time stamp to the name of the Primo extract log file.

Description

The Voyager extract log file names now include HHMMSS from when the file is generated.

Implementation Notes

No configuration is necessary.

OPAC via Primo Integration Enhancements

Purpose of the Enhancement

The purpose of this enhancement is to improve the OPAC integration with Primo.

Description

Two enhancements have been made in the OPAC via Primo integration.

When requests are cancelled in Primo, the user receives a proper status message regarding the cancellation of the request. Previously, only a brief message was displayed.

The patron's available request types have been re-ordered to make Hold the default request option when the library has a copy of a title available for use.

Implementation Notes

No configuration is necessary.

11

Voyager Web Services

This section includes the following enhancements:

- [Add Patron Web Service](#)
- [Patron Export Web Service](#)
- [DB Info Web Service](#)
- [Get Holdings Service](#)

Add Patron Web Service

Purpose of the Enhancement

A new web service that adds or updates a single patron record in Voyager has been added.

Description

Voyager now provides a web service to add or update patron records one by one. The record must be sent to the web service in XML format using the POST method. Success or failure is returned in a <reply> stanza of the patron XML.

Reference to Technical Documentation

Documentation for this web service is available in CodeShare on EL Commons (www.exlibrisgroup.org).

Patron Export Web Service

Purpose of the Enhancement

A new web service that exports a single patron record from Voyager has been added.

Description

Voyager now provides a web service to export patron records one by one. The record can be requested from the web service by sending an XML document or by appending parameters to the URL.

The entire patron XML is returned if possible. Any errors (major or minor) are provided in a <reply> stanza in the XML record.

Reference to Technical Documentation

Documentation for this web service is available in CodeShare on EL Commons (www.exlibrisgroup.org).

DB Info Web Service

Purpose of the Enhancement

A new web service that describes information about the library's database has been added.

Description

This new web service provides information about the local database associated with the port called.

- Locations
- Patron Groups
- Note Types
- Stat Codes
- Clusters
- dbKey
- Voyager version
- dbName

This web service provides details that are necessary for the new patron services available in this release and can be used with other Voyager web services previously available.

Reference to Technical Documentation

Documentation for this web service is available in CodeShare on EL Commons (www.exlibrisgroup.org).

Get Holdings Service

Purpose of the Enhancement

The GetHoldingsService has been enhanced to retrieve item information or a Bib ID with the item ID.

Description

Ex Libris has modified the GetHoldingsService to retrieve item information or Bib ID with Item ID.

- <http://server:port/vxws/GetHoldingsService?itemId=XXX>
- RESTful version: <http://server:port/vxws/item/50000>

Reference to Technical Documentation

Documentation for this web service is available in CodeShare on EL Commons (www.exlibrisgroup.org).

12

Voyager InterCirc

This section includes the following enhancement:

- [Integration with OCLC](#)

Integration with OCLC

Purpose of the Enhancement

This enhancement expands Voyager's NCIP integration to work with OCLC resource sharing systems.

Description

NCIP integration enables different systems to share information about users and items and to transmit transaction information such as hold requests and circulation of materials. Effective with this release, Voyager can interoperate with the OCLC Circulation Gateway, which provides circulation and resource sharing interoperability with VDX® and WorldCat Navigator™.

Integration with Voyager requires configuration and setup of the Voyager InterCirc-NCIP module, which uses the NCIP standard to support the integration between the two systems.

Implementation Notes

Voyager InterCirc-NCIP is a Voyager extension module and requires additional licensing and configuration.

Reference to Technical Documentation

Refer to the *Voyager InterCirc-NCIP User's Guide* for more information.

13

Web Authorities

This section includes the following enhancement:

- [Web Authorities Interface ReDesign](#)

Web Authorities Interface ReDesign

Purpose of the Enhancement

This enhancement re-implements current Web Authorities™ functionality in the redesigned WebVoyage user interface.

Description

Voyager's Web Authorities™ module provides an end-user interface to authority record information, including the ability to download the authority records from Voyager.

The Web Authorities functionality is now available in the redesigned WebVoyage user interface. Libraries may offer a combined OPAC catalog with authority records or provide separate bibliographic and authority user interfaces. Both configurations are supported.

Implementation Notes

Implementation of the Web Authorities functionality in WebVoyage is delivered via the en_US WebVoyage configuration files.

Reference to Technical Documentation

Refer to the *Voyager 8.2 Web Authorities User Guide* for more information.