

VOYAGER 9.1.1 UPGRADE: NEW FEATURES AND CHANGES FOR TECHNICAL SERVICES STAFF

JEN MASCIADRELLI & NICOLE SWANSON
CARLI OFFICE

CARLI Technical Services Committee Spring Forum
April 17, 2015

Voyager 9.1.1 Upgrade Basics

Upgrade Basics

- **What?** Voyager will be upgraded from version 7.2.5 to 9.1.1
- **When?** Friday June 12, 2015 starting at 5:00 pm through Monday June 15, 2015 at 8:00 am. Voyager will be unavailable during this time.
- **Why?** Move I-Share to the latest version of Voyager. Gain benefits of enhancements and bug fixes provided by Ex Libris in the releases since 7.2.5
- **Who?** CARLI Staff will be upgrading the server, I-Share documentation, and providing new clients. Library Staff will need to install new clients and be familiar with new features.

Upgrade Basics

How can I prepare my library for the upgrade?

- Make sure PCs meet the minimum requirements outlined.
 - <http://www.carli.illinois.edu/products-services/i-share/sysreq/secure/voyager-v9-sysreq>
- Review the Release Notes and “Resolved Issues” for versions 8.0 through 9.1.
 - <http://www.carli.illinois.edu/products-services/i-share/execute/upgrade>
- View upcoming webinars from CARLI
- Decide how you will install new Voyager clients and customized files.
- Let patrons know that there will be no online catalog availability during the upgrade.

Client Updating/Installing – 2 Options

1. Voyager Client Update Checker

<http://www.carli.illinois.edu/products-services/i-share/execute/secure/vcuc-faq>

- If already installed and configured to check for new clients automatically, the Update Checker will install the latest clients and customized files (callslip.ini, CARLI_Reports.mdb, tag tables) Monday, June 15.
- It will automatically back up your existing C:\Voyager folder to C:\Voyager_BAK_# (where # is the internal version number of the Update Checker program)
- Please note: PC must be on for auto-update to occur, but user can be logged out.

Client Updating/Installing – 2 Options

2. Manual Install (VoyagerInstall.exe)

- Back up all customized files.
- Replace “generic” Voyager files (callslip.ini, voyager.ini, reports.mdb, tag table files) with CARLI customized files.

The method of updating clients is a local decision, either way you will need to have the new version of the clients installed and configured before you can run Voyager after the upgrade is complete on June 15.

Upgrade Basics

For more information:

Upgrade Webpage

<http://www.carli.illinois.edu/products-services/i-share/execute/upgrade>

Upgrade Frequently Asked Questions

<http://www.carli.illinois.edu/products-services/i-share/execute/secure/15-UG-FAQ>

General Updates in Voyager 9.1.1

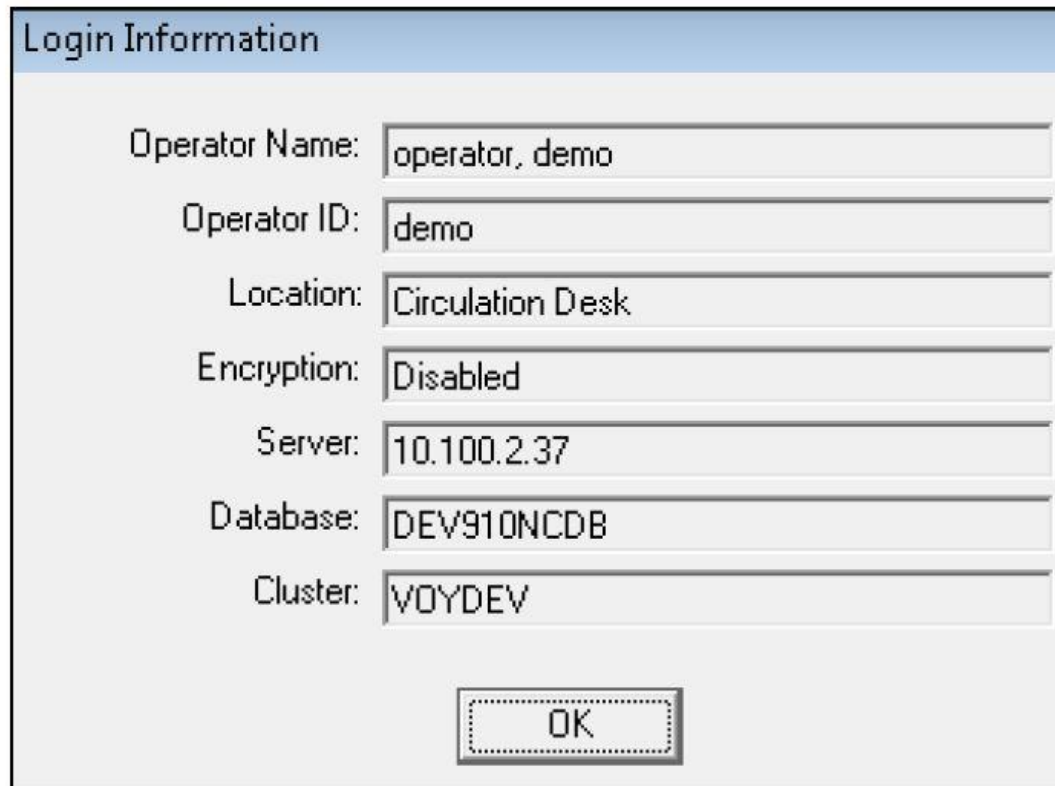
New Features and Changes

General Changes in Voyager 9.1.1

- New reports.mdb/CARLI_reports.mdb file
- Support for 10-digit OCLC Numbers
- Login and Password Changes

General Changes - Login Changes

- When an operator is logged in to any client, view server and database login specifics

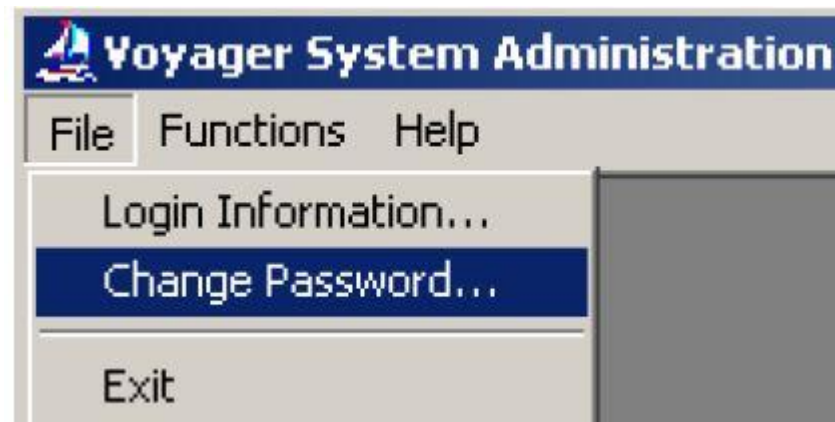


The image shows a dialog box titled "Login Information" with a light blue header. It contains seven text input fields, each with a label to its left. The fields are: "Operator Name" with the value "operator, demo"; "Operator ID" with the value "demo"; "Location" with the value "Circulation Desk"; "Encryption" with the value "Disabled"; "Server" with the value "10.100.2.37"; "Database" with the value "DEV910NCDB"; and "Cluster" with the value "VOYDEV". At the bottom center of the dialog box is an "OK" button with a dashed border.

Field	Value
Operator Name	operator, demo
Operator ID	demo
Location	Circulation Desk
Encryption	Disabled
Server	10.100.2.37
Database	DEV910NCDB
Cluster	VOYDEV

General Changes - New Password Options

- Operators can now change passwords from the File menu of each client



General Changes - New Password Options

- System Administrator is now able to configure password options, for example:
 - Passwords can be set to expire
 - Password minimum and maximum length
 - What combination of alphanumeric characters are required
- Accounts can be locked after X number of invalid login attempts

General Changes - New Password Options

Security - Security Options

Password Options

Password Requirements | Password Requirements 2 | Invalid Login Attempts

New password cannot be same as previous: passwords

Minimum password age: Days

Maximum password age (expiration): days

Alert user days before password will expire

Password Length

Minimum - at least: Maximum - at most:

Password may contain:

User's Id User's name

Password must contain:

All of the selected requirements At least of the requirements selected below

At least alphabetic character(s)

At least uppercase character(s)

At least lowercase character(s)

At least number character(s)

At least special character/symbol(s)

Special / symbols:

General Changes - New Password Options

Security - Security Options

Password Options

Password Requirements Password Requirements 2 Invalid Login Attempts

Account will be locked after invalid login attempts

If locked out, the lockout period will be

Account lockout counter will be reset after

Enter text that will be shown on the change password screen:

Your new password must

- be a minimum of 8 and a maximum of 25 characters long
- be different from the previous 3 passwords

Other General Changes

- Updated Indexes
 - 97 indexes added/updated
 - The CARLI office is planning to run index regens on a library by library basis during the week of June 15-19, from approximately 5pm through 7am.
 - During your library's regen process, you will not be able to save records to your database.
- Resolved Issues
 - Bug fixes from Voyager 8.0 through 9.1.1

Global Data Change (GDC)

- GDC is a new client that was added to Voyager starting with version 8
- CARLI will not be making GDC available immediately at upgrade as further investigation into the client and its impact on I-Share performance will be needed.
- See <http://www.carli.illinois.edu/products-services/i-share/15-UG-GDC>

Acquisitions in Voyager 9.1.1

New Features and Changes

Acquisitions New Features

- Improved Item Creation Workflows
- Suppressed Records are more easily identified
- Quick Line Item for Invoices now displays title
- Alternative Vendor Names will allow search and retrieval by additional names
- New ISO Currencies added
- Select a standard number on a PO
- Extended Fund Allocations using specific amounts instead of percentages
- Piece Identifier will display on EDI Invoices
- Incoming EDI messages are now sorted by “File Update” Column



Acquisitions: Item Creation & Item Notes

- Item creation simplified from 7 clicks to 2 clicks.
- Charge & Discharge notes can be added.
- “No” now selected on warning popup when adding a duplicate barcode.

Item 83399 for holding 62039



Title: Cat ate my gymsuit; a novel.

Location: Main Stacks

Call #:

Barcode:

Temp. Loc.:

Perm. Loc.: Main Stacks

Temp. Type:

Item Type: Book

Media Type:

Enum:

Chron:

Year:

Caption:

Free text:

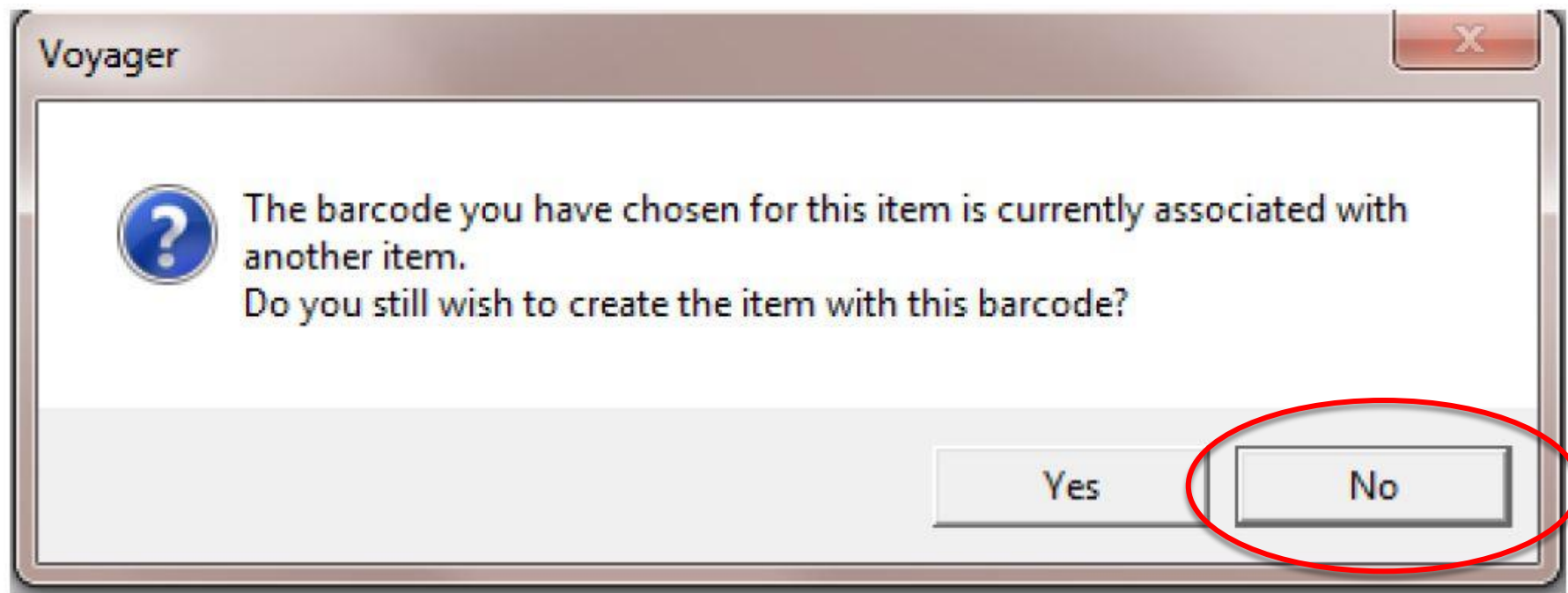
Spine:

Copy: 1 Pieces: 1 Price: \$20.00

Self Check
 Magnetic Media Sensitize


Close

Acquisitions: Duplicate Barcode Default Warning



Acquisitions: Suppressed Records

Suppressed Records are now more easily identified



Hldg (66645) for bib (81682) : Harry Potter and the prisoner of Azkaban

MARC | System | Bib Title(s) | History

Suppress from OPAC

Leader | 00179nx a22000854 4500

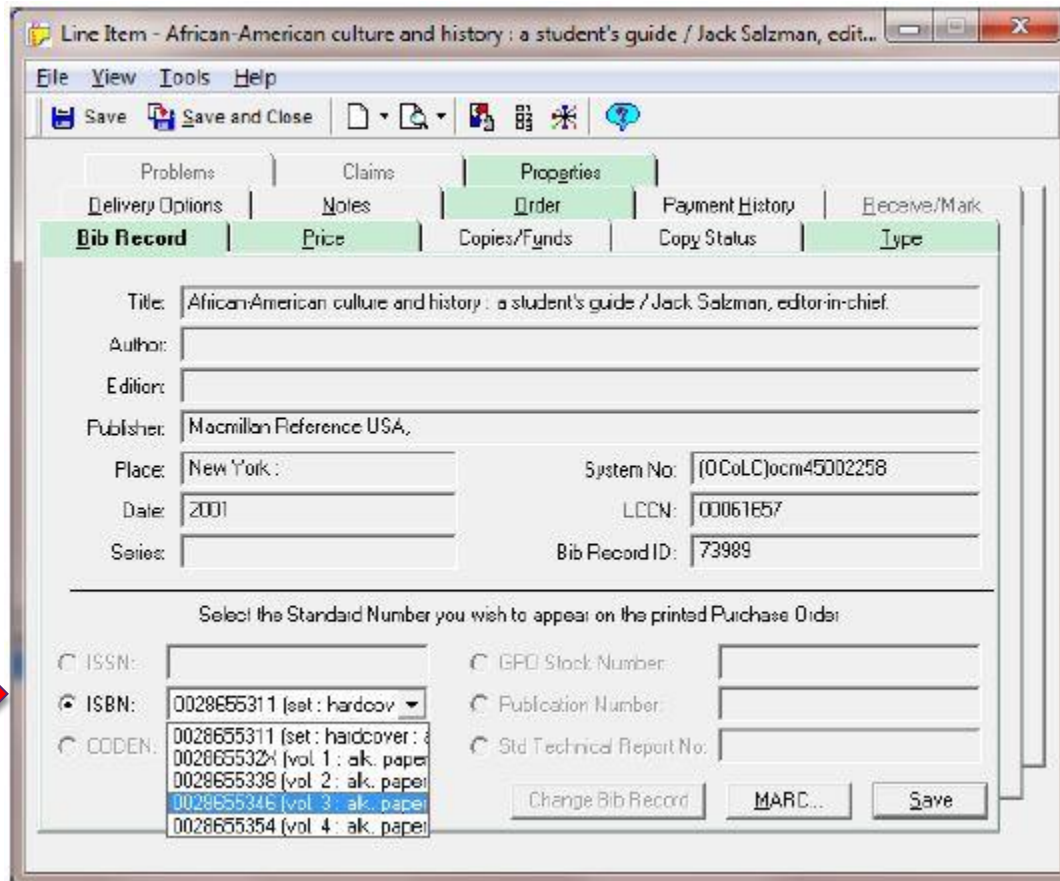
005: | 20070712070050.0 | **007** |

008 | 070712 4 u ____ 8 ____ 1 001 u u ____ 0 901128

Acquisitions New Features

- Quick Line Item for Invoices now displays title
- Alternative Vendor Names can be added to Vendor Records
- New ISO Currencies Added

Acquisitions: Select standard number on PO



Line Item - African-American culture and history : a student's guide / Jack Salzman, edit...

File View Tools Help

Save Save and Close

Problems Claims Properties

Delivery Options Notes Order Payment History Receive/Mark

Bib Record Price Copies/Funds Copy Status Type

Title: African-American culture and history : a student's guide / Jack Salzman, editor-in-chief.

Author:

Edition:

Publisher: Macmillan Reference USA,

Place: New York :

Date: 2001

Series:

System No: [0CoLD]ocm45002258

LCCN: 00061657

Bib Record ID: 73989

Select the Standard Number you wish to appear on the printed Purchase Order:

ISSN:

ISBN: 0028655311 (set : hardcov

CODEN:

GPO Stock Number:

Publication Number:

Std Technical Report No:

0028655311 (set : hardcover : alk. paper)

0028655324 (vol 1 : alk. paper)

0028655338 (vol 2 : alk. paper)

0028655346 (vol 3 : alk. paper)

0028655354 (vol 4 : alk. paper)



Change Bib Record MARC... Save


Acquisitions: Extended Fund Allocation

Extended Fund Allocations by Amount instead of percentages

Add/Edit Fund Allocation

Cost per copy: PrePay per copy:

Ledger:  

Commit to Fund: 

Percentage:

Specific Amount:

Acquisitions: EDI Updates

- Piece Identifier as entered on EDI Invoices will display in the Piece Identifier field on the invoice as displayed in Voyager.
- Incoming EDI messages are now sorted by the “File Update” column. List may be resorted by clicking on column headers.

Cataloging in Voyager 9.1.1

New Features and Changes

Cataloging New Features

- Larger font size configuration
- Link to RDA Toolkit
- Automatic update of item location and item type
- Improved identification of suppressed records
- New pop-up charge and discharge notes
- Enhanced record hierarchy display
- New printing options
- Duplicate item barcode default
- New Pick & Scan features
- New dup detection profile option

Cat Client: Larger Font Size Configuration

- Font size: 8 – 72 points

Session Defaults and Preferences

General | Validation | Workflow | Item Defaults | Folders/Files | Mapping | Colors/Fonts

MARC Views (variable fields)

Bibliographic Sample

Holdings Sample

Authority Sample

Conversion Sample

Row Marker Symbol: →

Record Hierarchy

Bibliographic Sample

Holdings Sample

Item Sample

Bound With Sample

Global Heading Change Hierarchy

Level 1: Old Heading Sample

Level 2: New Heading Sample

Level 3: Auth Heading Sample

Search Result Colors

Suppressed Records Sample

Font

Name: Arial Unicode MS

Size: 18 Bold

MARC | System | History |

Suppress from OPAC

Leader: 00701nam c200205 4520 03g

005: 002

008: 950627 + 1927 ----- eng --

Tag	I1	I2	Subfield Data
010			‡a 27010323
035			‡a KLF00000098
049			‡a SHCM
092			‡a 643 G79
100	1		‡a Gray, Greta.
245	1	0	‡a House and home : ‡b a r
250			‡a 2d ed. rev.
260			‡a Philadelphia ; ‡a Chicag
300			‡a xi, 356 p. : ‡b front., illus. (incl. plans) diagrs. ; ‡c 21 cm.

Leader

Record Status n : New

Type of Record a : Language material

Bibliographic Level m : Monograph/item

Type of Control _ : No specific type of control

Encoding Level _ : Full level

Cataloging Form _ : Non-ISBD

Linked Record Requirement _ : Not specified or not applicable

OK Cancel

Cat Client: Link to RDA Toolkit

- How it works:
 - Select row, or place cursor in tag, indicator, or subfield
 - Shift+F2 or Edit menu – “Show RDA Toolkit”

The screenshot displays the Cat Client interface for a MARC record. The record title is "Bib 29770 (nc) : Fire and brimstone : the history of melting Louisiana's sul...". The MARC fields are shown in a table format:

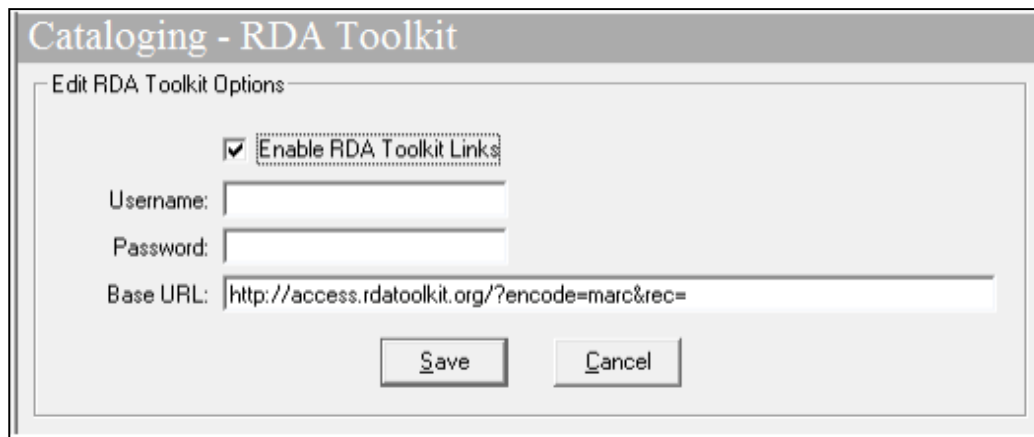
Tag	I1	I2	Subfield Data
100	1		‡a Davis, Donald W. ‡d 1943-
245	1	0	‡a Fire and brimstone : ‡b the history of melting Louisiana's sulphur / ‡c Donald W. Davis, Randall A. Detro.
260			‡a Baton Rouge (Box G, Baton Rouge 70893) : ‡b Louisiana Geological Survey. ‡c 1992.
300			‡a 1 v. (various pagings) : ‡b ill., maps ; ‡c 28 cm.
440	0		‡a Resource information series ; ‡v no. 8
590			‡a MPC 8/95
504			‡a Includes bibliographical references.
650	0		‡a Subterranean and mining ‡b Louisiana

The "Edit" menu is open, showing various options. The "Show RDA Toolkit" option is highlighted with a red box, and its keyboard shortcut "Shift+F2" is also visible.

Edit	Record	Related Records	Display	Opt
Cut				Ctrl+X
Copy				Ctrl+C
Paste				Ctrl+V
Insert Field Before				F3
Insert Field After				F4
Delete Field				Del
Unselect text				F11
Insert Subfield				F9
Edit Cell				F8
Special Character Entry				Ctrl+E
Special Character Mode				Ctrl+D
Show MARC Values				F2
Show RDA Toolkit				Shift+F2
Show Holdings Locations				Ctrl+L
Insert URL from Browser				Ctrl+U

Configuring Link to RDA Toolkit

- Individual or institutional-level configuration
 - Start in SysAdmin Client: Cataloging tab – RDA Toolkit



Cataloging - RDA Toolkit

Edit RDA Toolkit Options

Enable RDA Toolkit Links

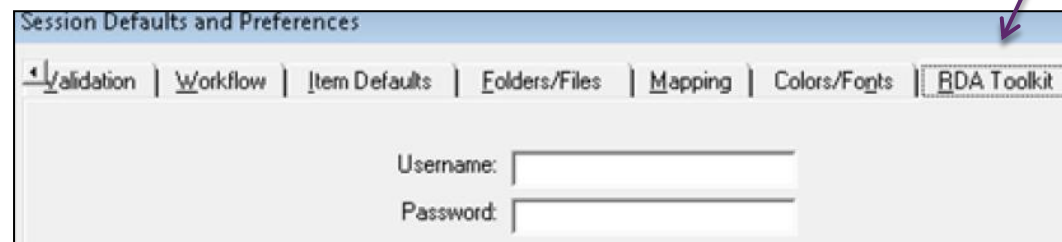
Username:

Password:

Base URL:

Save Cancel

- Setting for individual-level access is in Cat Client: Session Defaults and Preferences – RDA Toolkit tab



Session Defaults and Preferences

Validation | Workflow | Item Defaults | Folders/Files | Mapping | Colors/Fonts | RDA Toolkit

Username:

Password:

Cat Client: Automatically Update Item Location and Item Type when Updating MFHD Location

MARC | System | Bib Title(s) | History |

Suppress from OPAC


Leader | 00176cx a22000851 4500

005: | 20130426122201.0 | 00z |

008 | 121115 0 u ||| 8 ||| 4 001 u u ||| 0 000000

Tag	I1	I2	Subfield Data
→ 852			⌘b reference ⌘h DT59 ⌘i .A12 1853b

Voyager Cataloging

 The record was successfully updated.
1 item record was updated with an updated permanent location.
1 item record was updated with an updated item type.

OK

Barcode: 3281002298661 | Temp. Loc.: |

Perm. Loc.: Reference Department | Temp. Type: |

Item Type: book | Media Type: |

Enym: |

Configure Automatic Update of Item Location and Item Type in SysAdmin

- Set Initial Default Item Types for all selected locations in SysAdmin – Cataloging tab -- Policy Definitions

Edit Policy Definition:

Policy | Locations | Default Policies | Duplicate Detection

Available Locations		Selected Locations
College	>	Circulation
ILL Loan Desk	>>	Current Periodicals
Law Library	<	Dance
Media Center	<<	E-Resources
Membership		Fine Arts
Music Library		Government Documents

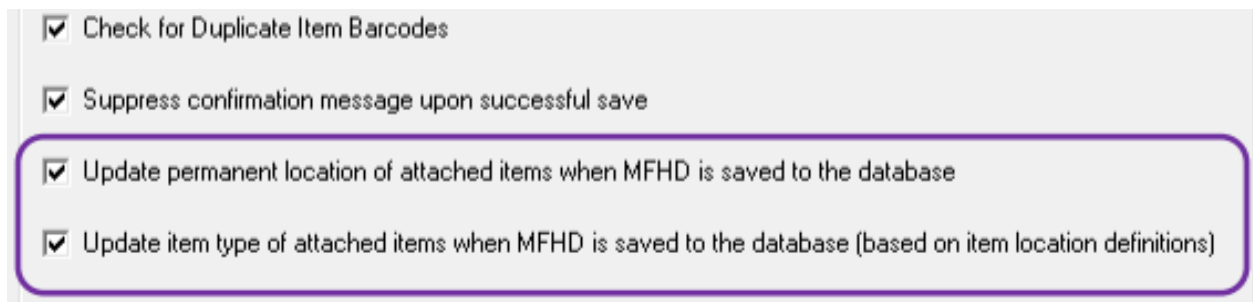
Routing Location Classification Scheme Default: Library of Congress

Cataloging Location Other NUC Code:

Initial Default ItemType: Monograph

Enable Automatic Update of Item Location and Item Type in Cat Client

- Cat Client: Session Defaults and Preferences – Workflow tab:
 - ✓ Update permanent location of attached items when MFHD is saved to the database
 - ✓ Update item type of attached items when MFHD is saved to the database (based on item location definitions)



✓ Check for Duplicate Item Barcodes

✓ Suppress confirmation message upon successful save

✓ Update permanent location of attached items when MFHD is saved to the database

✓ Update item type of attached items when MFHD is saved to the database (based on item location definitions)

Improved Identification of Suppressed Records

- “Suppress from OPAC” flag moved to the MARC tab

MARC System History

Suppress from OPAC

Leader 00810pam a2200265 a 4510 006

005: 20120802204416.0 007

008 900316 s 1990 mau b 0 0 1 0 eng

- Record ID numbers display in parenthesis

- Title bar

Voyager Cataloging - [Bib (38636) : library manager's guide to automation /

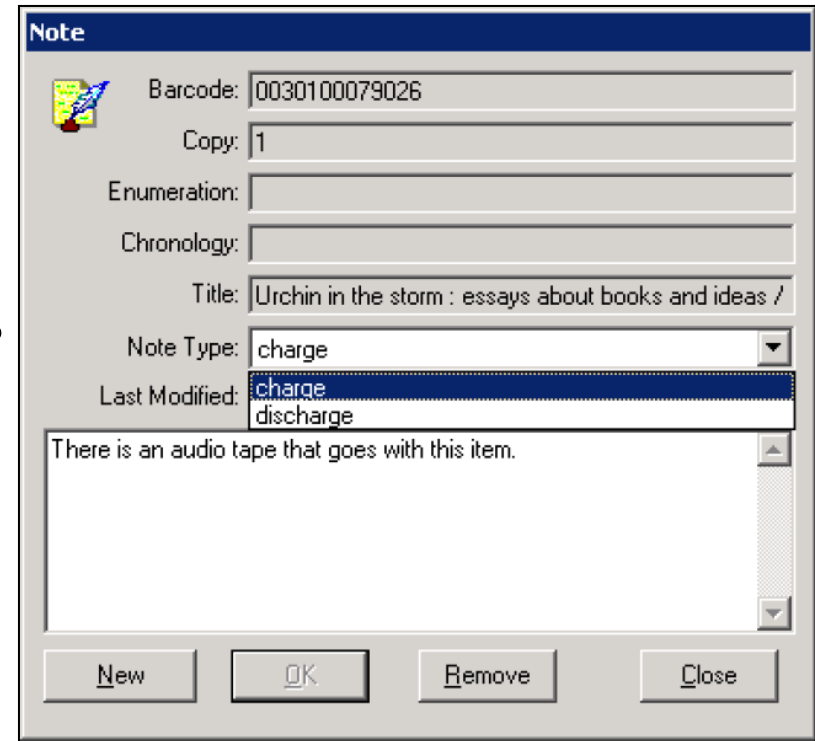

- Record hierarchy display

Holdings and Items for bib (38636)

Bib ID	Title	Owning Library	
(38636)	Library manager's guide to automation / Richard W. Boss.	Training Master DB	
MFHD ID	Location	Call Number	Order
(39258)	Main Stacks	Z678.9 .B66 1990	

Item Records: New Pop-up Charge & Discharge Notes

- 3 types of notes can be added to the item record
 - Regular
 - Charge
 - Discharge
- Charge and Discharge notes pop up as alerts in Circ



Note

Barcode: 0030100079026

Copy: 1

Enumeration:

Chronology:

Title: Urchin in the storm : essays about books and ideas /

Note Type: charge

Last Modified: charge

There is an audio tape that goes with this item.

New OK Remove Close

Item Records: Enhanced Record Hierarchy Display

- Item barcodes added
- New printing options

Holdings and Items for bib 121204

Bib ID	Title	Owning Library
121204	Catalogue of a collection of Egyptian antiquities : the property of Henry Abbott, M.D., now exhibiting at the Stuyvesant Institute, no. 659 Broadway, N.Y.	Training Master DB

MFHD ID	Location	Call Number	Order Status
86992	Main Stacks	DT59 .A12 1853b	

Item ID	Location	Item Type	Enum/Chron/Year	Copy	Item Status	Item Barcode
93964	Main Stacks [P]	Book		0	Not Charged	36234001505984

Expand hierarchy on print

Other New Printing Options

- Print an Item Record
 - From item record screen
 - Configurable by the [ITEM_RECORD] stanza in catalog.ini
 - From Get Items List
 - Configurable by the [MFHD ITEM LIST] stanza in catalog.ini

2 items found for holding 66649

Enum	Chron	Copy	Item Barcode	Location
		0	123321	Main [P]
		1	6664981686	Main [P]

OK Cancel View Holdings Clear Select All Print Selected

```
[ITEM_RECORD]
Heading=Item Record for Item ID
HeadingFont=Times New Roman
HeadingFontSize=12
HeadingFontBold=True
HeadingFontItalic=False
HeadingFontUnderline=True
HeadingJustified=C
LabelFont=Times New Roman
LabelFontSize=12
LabelFontBold=True
LabelFontItalic=False
LabelFontUnderline=False
TextFont=Times New Roman
TextFontSize=12
BarcodeFont=Barcode 3 of 9
BarcodeFontSize=12
StartStopChar=*
PrintStartStopChar=Y
TitleLabel=Title:
MFHDLabel=MFHD ID.
```

Duplicate item barcode default = “No”


Session Defaults and Preferences

General | Validation | Workflow | Item Defaults | Folders/Files | Mapping | Colors/Fonts

- Retain last search
- Automatic truncation for non keyword searches
- Display record directly if search results in only one title
- Always create a holding when adding holdings to a bib (i.e., do not show existing holdings first)
- Display item record directly if item retrieve results in only one item
- Sequence new items at top
- Sequence new e-items at top
- Check for Duplicate Item Barcodes
- Suppress confirmation message upon successful save
- Update permanent location of attached items when MFHD is saved to the database
- Update item type of attached items when MFHD is saved to the database (based on MFHD type)

OK Cancel

Voyager

 The barcode you have chosen for this item is currently associated with another item.
Do you still wish to create the item with this barcode?

Yes No

Pick & Scan in Voyager 7.2.5

Pick And Scan

Item Options | Items

Holding Location: No Change

Permanent Location: No Change

Temporary Location: No Change

Permanent Type: No Change

Temporary Type: No Change

Media Type: No Change

Self Check

Magnetic Media: No Change

Sensitize: No Change

Item Status: No Change Clear All

Statistical Categories: No Change Clear All

Delete Item

Suppress from OPAC

Bib: No Change

MFHD: No Change

Pick And Scan

Item Options | Items

Barcode: 1234567890123

Select File:

Barcode:	1234567890123
Title:	Cat in the hat, by Dr. Seuss.
Enum/Chron:	
Holding Location:	Juvenile Education
Permanent Location:	Juvenile Education
Temporary Location:	
Permanent Type:	book / 1 day reserve item
Temporary Type:	
Media Type:	
Item Status:	Not Charged / Damaged
Statistical Category:	
Magnetic Media:	No / No
Sensitize:	Yes / Yes
MFHD ID 1586:	Unsuppressed
Bib ID 1531:	Unsuppressed
Update Bib Status:	N/A
Update Holding Status:	N/A
Update Item Status:	Processed.

Pick & Scan in Voyager 9.1.1

- Workspace tabs renamed
 - Changes to Make
 - Records to Change
 - Logs
- New features and enhancements
 - Updates
 - Deletes
 - Record identifiers
 - Related records
 - Preview mode
 - Processing reports
 - Logging options

Pick & Scan: Changes to Make

Pick And Scan

Changes To Make

Records To Change

Logs

Locations

Permanent: No Change

Temporary: No Change

Types

Permanent: No Change

Temporary: No Change

Media: No Change

Sell Check

Magnetic Media: No Change

Serialize: No Change

Item Free Text

No Change

Clear

Append

Replace with:

Copy Number

No Change

Reset to 0 (zero)

Replace with:

Pieces

No Change

Reset to 1 (one)

Replace with:

Item Price

No Change

Reset to 0 (zero)

Replace with: \$0.00

Item Status

No Change

Add selected

Remove selected

Delete existing, add selected

In Transit

Missing

Lost-Library Applied

Claims Returned

Damaged

Withdrawn

At Bindery

Cataloging Review

0 selected

Clear

Statistical Categories

No Change

Add selected

Remove selected

Delete existing, add selected

Art

Mathematics

History

Literature

Sociology

Psychology

Theology

Philosophy

0 selected

Clear

Delete

Item

Empty holdings

Empty bibs

Suppress from OPAC

Bib: No Change

MFHD: No Change

Holding Location

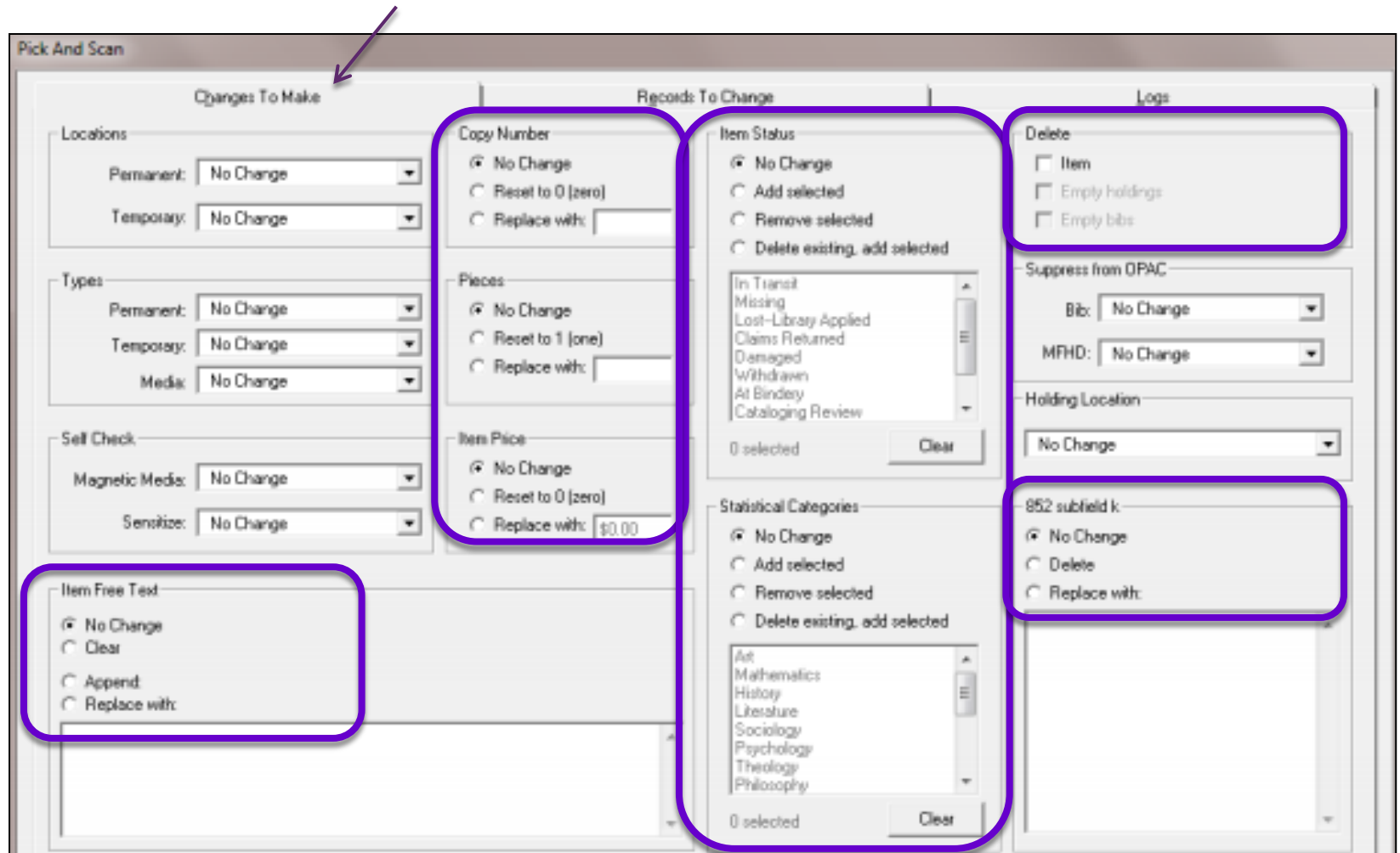
No Change

852 subfield k

No Change

Delete

Replace with:



Pick & Scan: Permissions

- SysAdmin Security Permissions needed for the Cataloging client:
 - Update and Delete Items
 - Update and Delete Holdings
 - Delete Bibs

Set in Security –
Cataloging Profiles –
Profile Values tab

Security - Cataloging Profiles

Names

Cataloging Supervisor
cf100954
Copy Cataloging
Templated Input
URSA-NCIP

Edit Cataloging Profile:

Profile Name | Operator | Profile Values | Profile Values Cont. | Locations

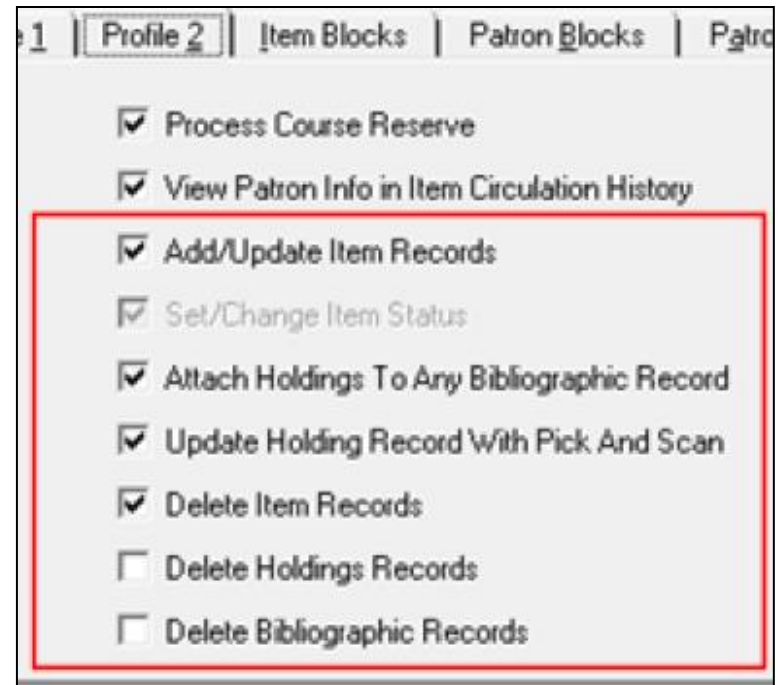
Use Templated Forms

Record Type	Add	Delete	Export OK	Update	View
Bibliographic Record	<input checked="" type="checkbox"/>	<input checked="" type="checkbox"/>	<input checked="" type="checkbox"/>	<input checked="" type="checkbox"/>	<input checked="" type="checkbox"/>
Holding Record	<input checked="" type="checkbox"/>	<input checked="" type="checkbox"/>	<input checked="" type="checkbox"/>	<input checked="" type="checkbox"/>	<input checked="" type="checkbox"/>
Item Record	<input checked="" type="checkbox"/>	<input checked="" type="checkbox"/>		<input checked="" type="checkbox"/>	<input checked="" type="checkbox"/>
Authority Record	<input checked="" type="checkbox"/>	<input checked="" type="checkbox"/>	<input checked="" type="checkbox"/>	<input checked="" type="checkbox"/>	<input checked="" type="checkbox"/>

Pick & Scan: Permissions

- SysAdmin Security Permissions needed for the Circulation client:

Set in Security –
Circulation Profiles –
Profiles 2 tab



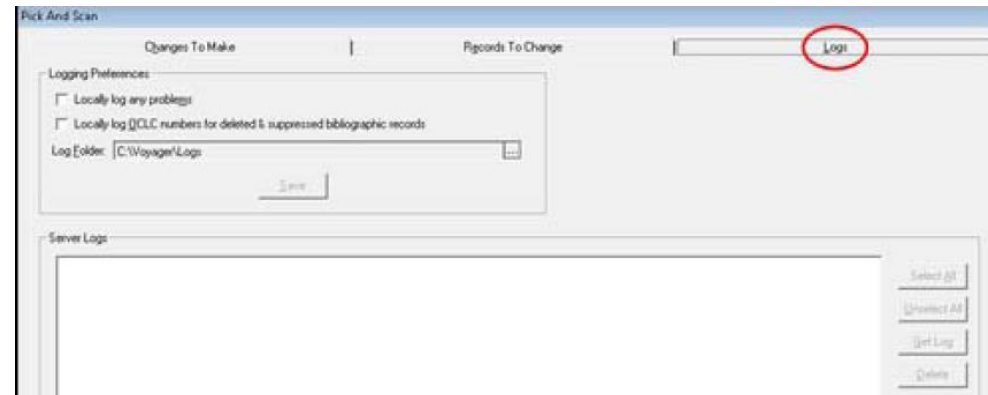
Pick & Scan: Records to Change

The screenshot shows the 'Pick And Scan' application window. The 'Records To Change' tab is selected and circled in red. The interface includes several sections:

- Changes To Make:** A dropdown menu showing 'Records To Change'.
- Record Identifier:** Radio buttons for 'Item Barcode', 'Item ID', 'Holdings ID', and 'Bibliographic ID'. 'Item Barcode' is selected.
- Perform changes against:** Radio buttons for 'This item only', 'All keys on this holdings record', and 'All items on all holdings records'. 'This item only' is selected.
- What to do:** Radio buttons for 'Update Database' and 'Preview'. 'Preview' is selected. There is also a checkbox for 'Stop processing upon first error encountered when processing a file of records' which is unchecked.
- Identifier:** A text input field with a dropdown arrow.
- File:** A text input field with a browse button (...).
- Process File:** A button.
- Table:** A large table with two columns: 'Before' and 'After (if changed)'. The table is currently empty.
- Navigation:** A vertical stack of four arrow buttons on the right side of the table.
- Footer:** The text 'THIS IS ONLY A PREVIEW' is on the left, 'NO RECORDS CHANGED' is on the right, and 'Print List' and 'Save to File' buttons are in the center.
- Close:** A button in the bottom right corner.

Pick & Scan: Logs

- Enhancements to processing report:
 - Copy number, pieces, item price, item free text, 852 \$k, MFHD call number



- Logs tab
 - Locally log any problems
 - Locally log OCLC numbers for delete and suppressed bibliographic records
 - Save to local log folder

SysAdmin Client: New Dup Detection Profile Option for RDA Records

- 040 \$e rda quality hierarchy option

Edit Bibliographic Duplicate Detection Profile:

Profile | Field Definitions | Quality Hierarchy | Merge Fields

Ldr/06	Ldr/17	040\$a	040\$d	040\$e
*	*	*	*	rda
*	*	*	DLC	*
*	*	DLC	*	*
*	*	*	*	*

Priority

Record Type Leader/06: *

Encoding Level Leader/17: *

Original Agency 040\$a: *

Last Modifying Agency 040\$d: *

Description Conventions 040\$e: rda

Use of Quality Hierarchy for the UC in Voyager 7.2.5

- LDR/17 encoding level ranking

Edit Bibliographic Duplicate Detection Profile:

Profile | Field Definitions | **Quality Hierarchy**

Leader/06	Leader/17	Original Agency 040#a:	Last Modifying Agency 040#d:
*	-	*	*
*	1	*	*
*	I	*	*
*	L	*	*
*	4	*	*
*	7	*	*
*	5	*	*
*	K	*	*

Priority

Record Type Leader/06: *

Original Agency 040#a: *

Encoding Level Leader/17: -

Last Modifying Agency 040#d: *

Third-party Tools

- Updates to I-Share Shared Macros coming
- New versions of Gary Strawn's Utilities
<http://www.carli.illinois.edu/products-services/i-share/execute>

Questions?

