Resource Sharing Statistics: Navigating the Numbers, Harnessing the Data

Making I-Share Statistics Meaningful
October 26, 2016



Amy LeFager
Instruction and Electronic Resources Librarian
National Louis University
amy.lefager@nl.edu

Marcella Nowak
Resource Sharing and Systems Coordinator
College of DuPage
nowakmar@cod.edu

Poll Question:

How do you use I-Share data now?

Image Credit:
Damián Navas "question mark"
https://flic.kr/p/9kaiQa

I-Share Statistics Available from CARLI

Image Credit:
Tom Woodward "data slide"
https://flic.kr/p/5eSDkA

I-Share statistics can be gathered through 4 primary methodologies:

Files uploaded to the library's CARLI FTP account
- Transferring Data Files to and from the CARLI Servers using Secure FTP
  - https://www.carli.illinois.edu/products-services/i-share/sysreq/secure/SSHSecureShell
- What's in my FTP Directory?
  - https://www.carli.illinois.edu/products-services/i-share/sysreq/secure/InFTP

CARLI Web Reports Beta
- Background and Overview
  - https://www.carli.illinois.edu/products-services/i-share/reports/web-reports
- Login
  - https://web-reports.carli.illinois.edu/login/

Voyager Access Reporting
- Running & Creating Reports
  - https://www.carli.illinois.edu/products-services/i-share/reports

Contacting CARLI Support
- Email support@carli.illinois.edu

I-Share statistics can be gathered through 4 primary methodologies:

Files uploaded to the library's CARLI FTP account
- Transferring Data Files to and from the CARLI Servers using Secure FTP
  - https://www.carli.illinois.edu/products-services/i-share/sysreq/secure/SSHSecureShell
- What's in my FTP Directory?
  - https://www.carli.illinois.edu/products-services/i-share/sysreq/secure/InFTP

CARLI Web Reports Beta
- Background and Overview
  - https://www.carli.illinois.edu/products-services/i-share/reports/web-reports
- Login
  - https://web-reports.carli.illinois.edu/login/

Voyager Access Reporting
- Running & Creating Reports
  - https://www.carli.illinois.edu/products-services/i-share/reports

Contacting CARLI Support
- Email support@carli.illinois.edu

Annual Statistics for Individual I-Share Libraries Provided by CARLI

Collection Analysis: provide a snapshot of your collection at the time the statistic was created.

Circulation Activity: detail circulation activity at all circulation locations at your institution, including call slip fill rates.

Universal Borrowing Activity: detail circulation activity where the Item and Patron are from different libraries.

Acquisitions and Serials: track purchase order reports and expenditure reports.

Report descriptions: https://www.carli.illinois.edu/products-services/i-share/stats/statspck

CARLI UB Stats Uploaded Monthly to FTP Account

UB Stat 1 & 2: ubstat_1_and_2_xxx_yymm.rpt
Counts items that your patrons have borrowed from other I-Share libraries, and that your library has loaned to other libraries.

UB Stat 3: ubstat_3_xxx_mmyy_for_import.txt
Lists the titles of items borrowed by your patrons from other I-Share libraries.

UB Stat 4: ubstat_4_xxx_mmyy.rpt
I-Share requests placed by your patrons, and I-Share requests placed for your materials.

UB Stat 5: ubstat_5_xxx_mmyy_for_import.txt
Lists titles that your patrons requested to borrow through I-Share, where the patron's request was unfulfilled.

Ubstat_1: Items loaned by library

example file: ubstat_1_and_2_cod_15Jul_16Jun

UB St	at 1 [Out	going/Lending] and UB St Incoming/Borrowing] r Jul 2015 - Jun 2016		
UB St	at 1 [Out	going/Lending]		
cod |	|	loaned to:	|itself |	105590
cod |	off-site |	loaned to:	|ZADL |	34
cod |	on-site |	loaned to:	|ZADL |	0
cod |	off-site |	loaned to:	|ZARU |	27
cod |	on-site |	loaned to:	|ZARU |	2
cod |	off-site |	loaned to:	|ZAUG |	49
cod |	on-site |	loaned to:	|ZAUG |	2
cod |	off-site |	loaned to:	|ZBEN |	60
cod |	on-site |	loaned to:	|ZBEN |	1
cod |	off-site |	loaned to:	|ZBRA |	43
cod |	on-site |	loaned to:	|ZBRA |	0
cod |	off-site |	loaned to:	|ZCOD |	0
cod |	on-site |	loaned to:	|ZCOD |	0
cod |	off-site |	loaned to:	|ZCOL |	61
cod |	on-site |	loaned to:	|ZCOL |	2
cod |	off-site |	loaned to:	|ZCON |	31
cod |	on-site |	loaned to:	|ZCON |	0

Using UB_Stat_1:
Sample Graph of Lending by Library

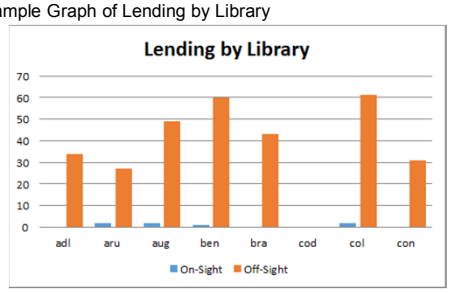

UB Stat 2: Items borrowed by library

example file: ubstat_1_and_2_cod_15Jul_16Jun

UB St	at 2 [Inc	oming/Borrowing]		
adl |	on-site |	loaned to:	|ZCOD |	0
adl |	off-site|	loaned to:	|ZCOD |	5
aru |	on-site |	loaned to:	|ZCOD |	0
aru |	off-site|	loaned to:	|ZCOD |	9
aug |	on-site |	loaned to:	|ZCOD |	0
aug |	off-site|	loaned to:	|ZCOD |	13
ben |	on-site |	loaned to:	|ZCOD |	22
ben |	off-site|	loaned to:	|ZCOD |	14
bra |	on-site |	loaned to:	|ZCOD |	0
bra |	off-site|	loaned to:	|ZCOD |	34
cod |	on-site |	loaned to:	|ZCOD |	0
cod |	off-site|	loaned to:	|ZCOD |	0
col |	on-site |	loaned to:	|ZCOD |	7
col |	off-site|	loaned to:	|ZCOD |	95
con |	on-site |	loaned to:	|ZCOD |	0
con |	off-site|	loaned to:	|ZCOD |	7
csc |	on-site |	loaned to:	|ZCOD |	0
csc |	off-site|	loaned to:	|ZCOD |	6

Using UB_Stat_2:
Sample Graph

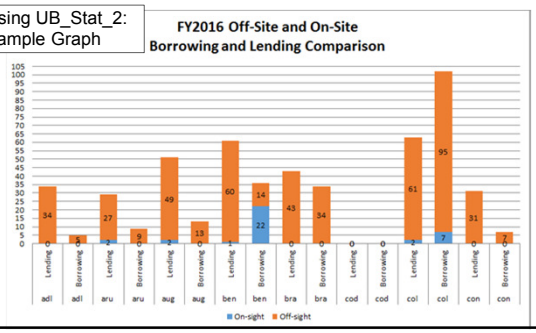

Using UB_Stat_2:
Sample Graph

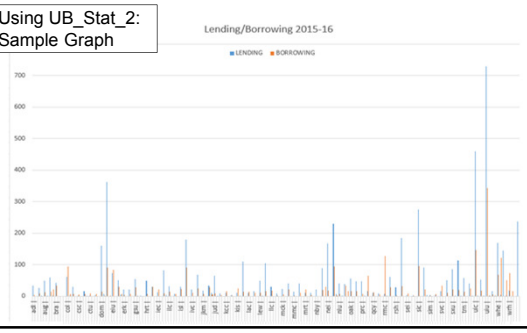

UB Stat 3: Borrowed titles

Example file: ubstat_3_cod_0916_for_import.txt, before importing into Excel

Directions:https://www.carli.illinois.edu/products-services/i-share/reports/secure/UBStat3Import

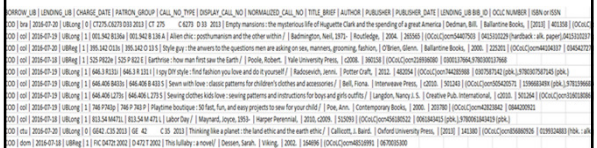

UB Stat 3: Borrowed titles

Example file: ubstat_3_cod_0916_for_import.txt, after importing into Excel

Directions:https://www.carli.illinois.edu/products-services/i-share/reports/secure/UBStat3Import

UB Stat 5: Requests unfulfilled

Example file: ubstat_5_xxx_mmyy_for_import.txt, after importing into Excel.

Directions: https://www.carli.illinois.edu/products-services/i-share/reports/secure/UBStat5Import

UB Stat 4: UB requests placed and filled

Example file: UBStat4_NLU_15Jul-16Jun.txt

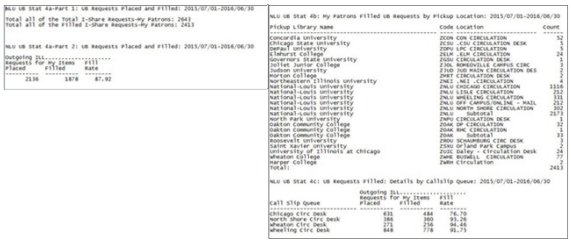

```
NLU UB Stat 4a-Part 1: UB Requests Placed and Filled: 2015/07/01-2016/06/30

Total all of the Total I-Share Requests-My Patrons: 2662
Total all of the Filled I-Share Requests-My Patrons: 2413

NLU UB Stat 4a-Part 2: UB Requests Placed and Filled: 2015/07/01-2016/06/30

Outgoing ILL----------
Requests for Items  Fill
Placed      Filled  Rate
----------  ------  -----
      2136    1878  87.92
```

```
NLU UB Stat 4b: My Patrons Filled UB Requests by Pickup Location: 2015/07/01-2016/06/30

Pickup Library Name                    Code Location                  Count
-------------------------------------- ------------------------------ -----
Concordia University                   ZCON CON CIRCULATION              52
Chicago State University               ZCSU .CSU CIRCULATION DESK         5
DePaul University                      ZDPU LPC CIRCULATION               1
Elmhurst College                       ZELM CIRCULATION DESK             24
Governors State University             ZGSU CIRCULATION DESK              1
Joliet Junior College                  ZJOL ROMEOVILLE CAMPUS CIRC        1
Lewis University                       ZLEW CIRCULATION CIRCULATION DES   3
Morton College                         ZMRT CIRCULATION DESK              2
Northeastern Illinois University       ZNEI .NEI -CIRCULATION             4
National-Louis University              ZNLU CHICAGO CIRCULATION        1116
National-Louis University              ZNLU LISLE CIRCULATION           212
National-Louis University              ZNLU LOOP CIRCULATION            713
National-Louis University              ZNLU OFF CAMPUS/ONLINE - MAIL    213
National-Louis University              ZNLU NORTH SHORE CIRCULATION     202
National-Louis University              ZNLU      Subtotal              2573
North Park University                  ZNPU CIRCULATION DESK              1
Oakton Community College               ZOAK CIRCULATION DESK              1
Oakton Community College               ZOAK RHC CIRCULATION               1
Oakton Community College               ZOAK      Subtotal                 2
Roosevelt University                   ZROO SCHAUMBURG CIRC DESK          1
Saint Xavier University                ZSXC Orland Park Campus            1
University of Illinois at Chicago      ZUIC Daley Circulation Desk       24
Wheaton College                        ZWHE BUSWELL CIRCULATION          77
Harper College                         ZWHN Circulation                   3
Total:                                                                  243
```

```
NLU UB Stat 4c: UB Requests Filled: Details by Callslip Queue: 2015/07/01-2016/06/30

                    Outgoing ILL----------
                    Requests for My Items  Fill
Call Slip Queue     Placed      Filled     Rate
------------------- ----------  ------  -----
Chicago Circ Desk          631     484  76.70
North Shore Circ Desk      386     360  93.26
Wheaton Circ Desk          275     256  94.46
Wheeling Circ Desk         848     778  91.75
```

Using UB Stat 4:

I-Share Borrowing and Lending Monthly Requests - FY2016

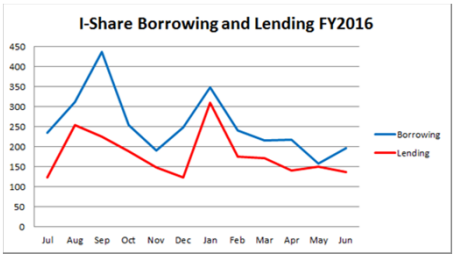

Using UB Stat 4:
I-Share Borrowing Monthly Requests - FY2011 through FY2016

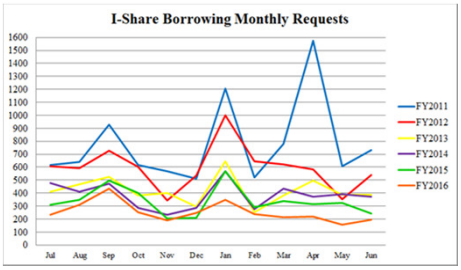

Circ Stat 6: Circulation by Patron Group and Item Type
Example file: circ_stat_6_nlu_1507_1606.rpt

Circulation Stat 6: Circulation by Patron Group and Item Type for nlu 01-JUL-16						
UBIN	UBIN	Book1	50			
UBLong	UBLong	Book1	455			
UBReg	UBReg	Book1	1236			

Using Circ Stat 6:
Comparison of Circulation by Patron Type

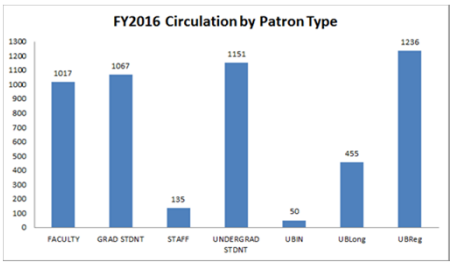

Circ Stat 8: Call Slip Fill Rate

Example file: circ_stat_8_nlu_1507_1606.rpt

Circulation Stat 8: Call Slip Fill Rates for nlu Year ending 01-Jul-2015

CALL_SLIP_QUEUE	ITEM_TYPE	LOCAL_CALL_SLIPS	LOCAL_FILL_RATE	UB_CALL_SLIPS	UB_FILL_RATE
Chicago Circ Desk	<promoted-type unknown>	4	0	43	0
Chicago Circ Desk	Book 1 WK	2	50	0	0
Chicago Circ Desk	Book 12 WKS	469	87.6	514	86.4
Chicago Circ Desk	Book 4 WKS	3	100	0	0
Chicago Circ Desk	Book NONCIRC	1	0	12	0
North Shore Circ Desk	<promoted-type unknown>	0	0	45	0
North Shore Circ Desk	Book 12 WKS	374	97.9	439	92.7
North Shore Circ Desk	Book 4 WKS	3	66.7	1	100

Using Circ Stat 8: Modified Report

Circulation Stat 8: Call Slip Fill Rates for nlu Year ending 7/1/2015

CALL_SLIP_QUEUE	ITEM_TYPE	LOCAL_CALL_SLIPS	LOCAL_FILL_RATE	Local Call Slips Filled	UB_CALL_SLIPS	UB_FILL_RATE	UB Call Slips Filled
Chicago Circ Desk	<promoted-type unknown>	4	0.00%	0	43	0%	0
Chicago Circ Desk	Book 1 WK	2	50.00%	1	0	0%	0
Chicago Circ Desk	Book 12 WKS	469	87.60%	411	514	86%	444.096
Chicago Circ Desk	Book 4 WKS	3	100.00%	3	0	0%	0
Chicago Circ Desk	Book NONCIRC	1	0.00%	0	12	0%	0
Chicago Total		**479**		**415**	**569**		**444**
North Shore Circ Desk	<promoted-type unknown>	0	0.00%	0	45	0%	0
North Shore Circ Desk	Book 12 WKS	374	97.90%	366	439	93%	406.953
North Shore Circ Desk	Book 4 WKS	3	66.70%	2.001	1	100%	1
North Shore Total		**377**		**368**	**485**		**408**

Using Circ Stat 8: Comparison of Total Call Slips Placed and Filled

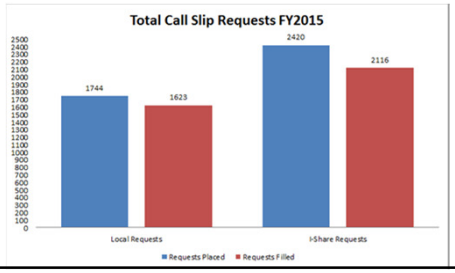

Circ Stat 10: UB Loan Policies

Example file: circ_stat_10_cod_15Jul_16Jun

ITM_CIRC is the of them that circulated.
TOT_CIRC is the of circ transactions.

A loan period o/ hout units shows t Charge/Rene is not che cked.

CIRC_GROUP_N	ITEM_TYPE_NAME	ITEMS	ITM_CIRC	TOT_CIRC	FAC_LOAN	UBLNG_LOAN	UBLNG_LOAN	UBLNG_REQ	UG_LOAN	UBREG_LOAN	UBREG_REQ
Main Circ Group	ArchiveN	452	0	0	0	0	N		0		0 N
Main Circ Group	Book1	197,407	23,724	33,259	28 D	28 D	Y		28 D	28 D	Y
Main Circ Group	BookLR	13,223	3,493	5,815	28 D		0	N	28 D		0 N
Main Circ Group	BookN	11,883	33	75	0		0	N	0		0 N
Main Circ Group	Booking	59	33	84	168 H		0	N	0		0 N
Main Circ Group	Calculators	39	38	738	3 D		0	N	3 D		0 N
Main Circ Group	Computer	118	98	2,512	0		0	N	3 H		0 N
Main Circ Group	Computer Vet	5	4	36	0		0	N	0		0 N
Main Circ Group	Equip	38	2	3	0		0	N	0		0 N
Main Circ Group	Group Room	143	104	25,486	0		0	N	120 M		0 N
Main Circ Group	Headphones	104	39	1,551	3 H		0	N	3 H		0 N
Main Circ Group	ILL	618	314	395	28 D		0	N	28 D		0 N
Main Circ Group	MapRE	95	6	6	14 D		0	N	14 D		0 N
Main Circ Group	Media Lab	9	6	668	3 H		0	N	4 H		0 N
Main Circ Group	MicroN	1	0	0	0		0	N		0	0 N

Ways to Use Your Library's Universal Borrowing Data

Image Credit : Thomas Nast, Harper's Weekly, May 23, 1874, p. 432

Annual Consortial Statistics for I-Share Libraries Provided by CARLI

Collection Stat 8: provides comparison data for library record counts.

Collection Stat 9: provides comparison data for unique titles within collections.

UB Stat 1: Outgoing ILL FY#: details on-site and remote lending statistics.

UB Stat 2: Incoming ILL FY# : details on-site and remote borrowing statistics.

Borrowing and Lending Comparison FY#: combines the lending and borrowing totals into one chart for easier comparison.

Reports are available: https://www.carli.illinois.edu/products-services/i-share/stats

Consortial UB Stat 1 Comparison
Data directly from CARLI webpage

UB Stat 1: Outgoing ILL FY 2016

Outgoing ILL represents items loaned by your library to each I-Share library and the ILLINET libraries. An On-site lending transaction is one in which the patron of the other library walks in to your library to complete the circulation transaction. A remote lending transaction is one in which the patron from the other library requests the item, the item is sent to their desired pickup location, and is charged there.

* The ILLINET Libraries numbers are considered as "remote" lending transactions, but because of the workflow that I-Share libraries must use to charge the items before they are sent, the stats fall into the "onsite" column.

Institution	On-Site Lending	Remote Lending	Total Lending
Adler School of Professional Psychology (ADL)	15	693	708
Augustana College (AUG)	93	1975	2068
Aurora University (ARU)	55	1945	2000
Benedictine University (BEN)	107	1420	1527
Bradley University (BRA)	176	4409	4585
Carl Sandburg College (CSC)	37	877	914
Catholic Theological Union (CTU)	241	2162	2403
Chicago State University (CSU)	47	864	911

Consortial Borrowing and Lending Comparison
Data directly from CARLI webpage

Borrowing and Lending Comparison FY 2016

Lending [Outgoing] and Borrowing [Incoming] totals in one view for easy comparison.

Institution	Total Lending	Total Borrowing
Adler School of Professional Psychology (ADL)	708	1596
Augustana College (AUG)	2068	4164
Aurora University (ARU)	2000	1447
Benedictine University (BEN)	1527	2314
Bradley University (BRA)	4585	2415
Carl Sandburg College (CSC)	914	346
Catholic Theological Union (CTU)	2403	771
Chicago State University (CSU)	911	1489

Using the Consortial Borrowing and Lending Comparison:
Comparing single library trend data from FY2012-2016

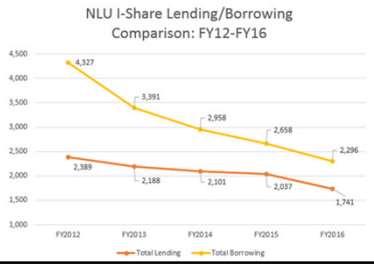

Using the Consortial Borrowing and Lending Comparison:
Comparing data from FY2012-2016 for example peer institutions

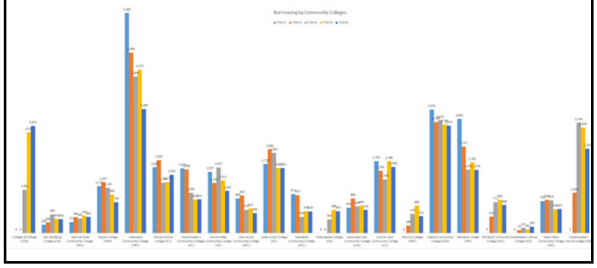

Generating Your Own Reports

Image Credit: http://www.old-print.com/mas_assets/full/M1150877/M1150877615T.jpg

I-Share statistics can be gathered through 4 primary methodologies:

Files uploaded to the library's CARLI FTP account
- Transferring Data Files to and from the CARLI Servers using Secure FTP
  - https://www.carli.illinois.edu/products-services/i-share/sysreq/secure/SSHSecureShell
- What's in my FTP Directory?
  - https://www.carli.illinois.edu/products-services/i-share/sysreq/secure/InFTP

CARLI Web Reports Beta
- Background and Overview
  - https://www.carli.illinois.edu/products-services/i-share/reports/web-reports
- Login
  - https://web-reports.carli.illinois.edu/login/

Voyager Access Reporting
- Running & Creating Reports
  - https://www.carli.illinois.edu/products-services/i-share/reports

Contacting CARLI Support
- Email support@carli.illinois.edu

Poll Question:

Do you run Access reports for I-Share data?

Image Credit:
Damián Navas "question mark"
https://flic.kr/p/9kswQa

Voyager Web Reports Beta

There are reports in Acquisitions, Circulation, Statistics, System Administration, Universal Borrowing, and Cataloging. More reports will be added over time.

https://www.carli.illinois.edu/products-services/i-share/reports/web-reports
If you have suggestions for new reports to add to the site, please send an email to feedback@carli.illinois.edu.

UB Borrowing Reports

- Item Status "In Transit" for UB
- List patrons with materials charged from other I-Share libraries
- UB Call Slip Processing Statistics by Date Range

Example CARLI Web Reports Beta Report

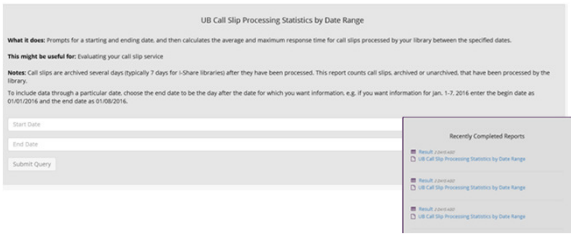

Example CARLI Web Reports Beta Report Results

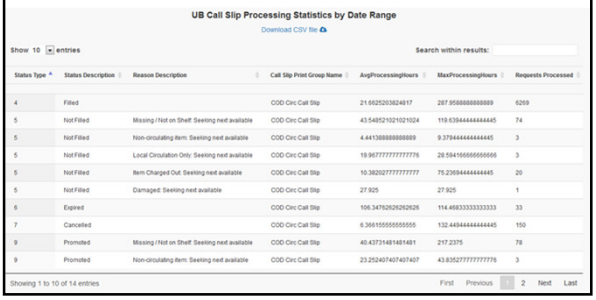

UB Call Slip Processing Statistics by Date Range

Download CSV file

Show 10 entries — Search within results:

Status Type	Status Description	Reason Description	Call Slip Print Group Name	AvgProcessingHours	MaxProcessingHours	Requests Processed
4	Filled		COD Circ Call Slip	21.6625203824817	287.958888888889	6269
5	Not Filled	Missing / Not on Shelf: Seeking next available	COD Circ Call Slip	43.5485210210210 24	119.639444444444445	74
5	Not Filled	Non-circulating item: Seeking next available	COD Circ Call Slip	4.44138888888889	9.379444444444445	3
5	Not Filled	Local Circulation Only: Seeking next available	COD Circ Call Slip	19.9677777777777776	28.594166666666666	3
5	Not Filled	Item Charged Out: Seeking next available	COD Circ Call Slip	10.382027777777777	75.23694444444445	20
5	Not Filled	Damaged: Seeking next available	COD Circ Call Slip	27.925	27.925	1
6	Expired		COD Circ Call Slip	106.347626262626226	114.468333333333333	33
7	Cancelled		COD Circ Call Slip	6.366155555555555	132.449444444444445	150
9	Promoted	Missing / Not on Shelf: Seeking next available	COD Circ Call Slip	40.437314814814481	217.2375	78
9	Promoted	Non-circulating item: Seeking next available	COD Circ Call Slip	23.252407407407407	43.835277777777776	3

Showing 1 to 10 of 14 entries — First Previous 1 2 Next Last

Voyager Access Reporting and Shared SQL

Libraries can use Microsoft Access to learn more about their Voyager data.

Directions for Getting Started: https://www.carli.illinois.edu/products-services/i-share/reports/starting-access-reports

Introduction to Access Video Series: https://www.carli.illinois.edu/products-services/i-share/reports/secure/intro-access-videos

Shared SQL

The CARLI_Reports_2016.mdb file contains all of the Shared SQL written before August 2016.

Descriptions of the Shared SQL reports and any new queries added, can be found on the Running & Creating Reports webpage: https://www.carli.illinois.edu/products-services/i-share/reports

Selected "Shared SQL" for Resource Sharing

Circ Stats 1 - 7: are available as shared SQL to run in Microsoft Access. https://www.carli.illinois.edu/products-services/i-share/stats/statspck#2b

Item Tracking main query: Given an item barcode, it lists all the data that might give you a clue as to where it has been, with the most recent data appearing first.

No-Fill Reasons for Call Slips: Prompts for starting and ending dates, then counts call slips that were unfilled between those dates by No-Fill reason.

Old (+20 Days) In Transit Status Query: Lists items with an "In Transit- On Hold" or an "In Transit- Discharged" status that is more than 20 days old. https://www.carli.illinois.edu/products-services/i-share/circ/secure/InTransitStatuses

Patron Fines and Fees - UB Stub Patrons: Lists fines and fees that have a non-zero balance only for UB stub patrons, that is, patrons affiliated with a library other than your own.

Selected "Shared SQL" for Resource Sharing

Patrons with multiple active barcodes main query: Lists local (non-UB) patron records with more than one active barcode.

UB Call Slip Processing Statistics by Date Range: Calculates the average and maximum response time for call slips processed by your library between the specified dates.

UB Historical Charges by Stub Patron Group: Prompts for a date range and then totals the number of off-site charge transactions for the UB patron groups discharged between those dates.

UB Home Patrons with Active UB Charges: Lists your library's patrons who have material checked out from other I-Share libraries.

UB Stat 3 Conspectus Main Query: Allows you to combine the data from the UB Stat 3 for import report with the conspectus categories.

Example CARLI Shared SQL description from CARLI website

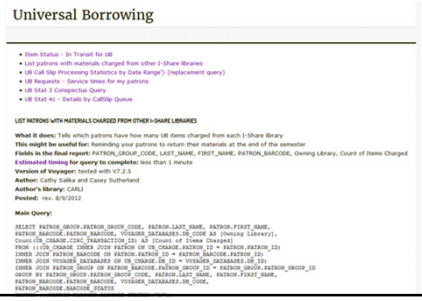

Universal Borrowing

- Item Status - In Transit for UB
- List patrons with materials charged from other I-Share libraries
- UB Call Slip Processing Statistics by Date Range") (replacement query)
- UB Requests - Service times for my patrons
- UB Stat 3 Conspectus Query
- UB Stat 4c - Details by CallSlip Queue

LIST PATRONS WITH MATERIALS CHARGED FROM OTHER I-SHARE LIBRARIES

What it does: Tells which patrons have how many UB items charged from each I-Share library
This might be useful for: Reminding your patrons to return their materials at the end of the semester
Fields in the final report: PATRON_GROUP_CODE, LAST_NAME, FIRST_NAME, PATRON_BARCODE, Owning Library, Count of Items Charged
Estimated timing for query to complete: less than 1 minute
Version of Voyager: tested with V7.2.5
Author: Cathy Salika and Casey Sutherland
Author's library: CARLI
Posted: rev. 8/9/2012

Main Query:

```
SELECT PATRON_GROUP.PATRON_GROUP_CODE, PATRON.LAST_NAME, PATRON.FIRST_NAME,
PATRON_BARCODE.PATRON_BARCODE, VOYAGER_DATABASES.DB_CODE AS [Owning Library],
Count(UB_CHARGE.CIRC_TRANSACTION_ID) AS [Count of Items Charged]
FROM ((UB_CHARGE INNER JOIN PATRON ON UB_CHARGE.PATRON_ID = PATRON.PATRON_ID)
INNER JOIN PATRON_BARCODE ON PATRON.PATRON_ID = PATRON_BARCODE.PATRON_ID)
INNER JOIN VOYAGER_DATABASES ON UB_CHARGE.DB_ID = VOYAGER_DATABASES.DB_ID)
INNER JOIN PATRON_GROUP ON PATRON_BARCODE.PATRON_GROUP_ID = PATRON_GROUP.PATRON_GROUP_ID
GROUP BY PATRON_GROUP.PATRON_GROUP_CODE, PATRON.LAST_NAME, PATRON.FIRST_NAME,
PATRON_BARCODE.PATRON_BARCODE, VOYAGER_DATABASES.DB_CODE,
PATRON_BARCODE.BARCODE_STATUS
```

UB Call Slip Processing Statistics by Date Range — Query
Date Created: 5/12/2015 4:26:33 PM
Date Modified: 5/18/2015 2:28:14 PM
Calculates the average and maximum response time for call slips pro...
UB Call Slip Processing Statistics by Day (warehouse query) — Query
Date Created: 5/29/2001 10:31:57 AM
Date Modified: 7/29/2002 2:16:00 PM
UB Call Slip Processing Statistics Subquery — Query
Date Created: 5/12/2015 4:24:13 PM
Date Modified: 5/18/2015 2:28:28 PM
Subquery for UB Call Slip Processing Statistics by Date Range
UB Charges by Day (warehouse query) — Query
Date Created: 5/29/2001 10:31:57 AM
Date Modified: 6/1/2015 5:04:37 PM
UB Historical Charges by Patron Home Database — Query
Date Created: 5/29/2001 10:31:57 AM
Date Modified: 6/1/2015 5:05:56 PM
UB Historical Charges by Stub Patron Group — Query
Date Created: 5/29/2001 10:31:57 AM
Date Modified: 5/29/2001 10:31:57 AM
UB Historical Requests by Patron Home Database — Query
Date Created: 5/29/2001 10:31:57 AM
Date Modified: 6/1/2015 5:06:49 PM
UB Historical Requests by Stub Patron Group — Query
Date Created: 5/29/2001 10:31:57 AM
Date Modified: 5/29/2001 10:31:57 AM
UB Holding Library Items in Transit (all) — Query
Date Created: 5/29/2001 10:31:57 AM
Date Modified: 6/1/2015 5:40:44 PM

Shared SQL list as seen in the Access database

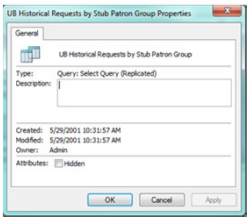

UB Historical Requests by Stub Patron Group Properties

General

UB Historical Requests by Stub Patron Group

Type: Query: Select Query (Replicated)
Description:

Created: 5/29/2001 10:31:57 AM
Modified: 5/29/2001 10:31:57 AM
Owner: Admin
Attributes: Hidden

OK Cancel Apply

Example Shared SQL Voyager Access Report: UB Call Slip Processing Statistics by Date Range

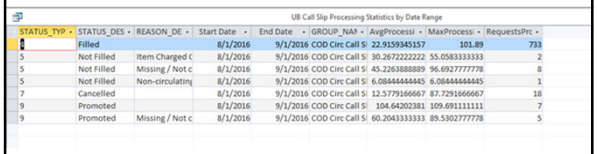

UB Call Slip Processing Statistics by Date Range

STATUS_TYP	STATUS_DES	REASON_DE	Start Date	End Date	GROUP_NAM	AvgProcessi	MaxProcessi	RequestsPrc
4	Filled		8/1/2016	9/1/2016	COD Circ Call S	22.9159345157	101.89	733
5	Not Filled	Item Charged C	8/1/2016	9/1/2016	COD Circ Call S	30.2672222222	55.0583333333	2
5	Not Filled	Missing / Not c	8/1/2016	9/1/2016	COD Circ Call S	45.2263888889	96.6927777778	8
5	Not Filled	Non-circulating	8/1/2016	9/1/2016	COD Circ Call S	6.08444444445	6.08444444445	1
7	Cancelled		8/1/2016	9/1/2016	COD Circ Call S	12.5779166667	87.7291666667	18
9	Promoted		8/1/2016	9/1/2016	COD Circ Call S	104.64202381	109.691111111	7
9	Promoted	Missing / Not c	8/1/2016	9/1/2016	COD Circ Call S	60.2043333333	89.5302777778	5

Voyager Access Reporting and Custom Queries

Writing custom queries takes practice.

CARLI staff are happy to help design custom queries to meet a library's needs, and to double-check queries created by library staff if you have questions.

- Email support@carli.illinois.edu to ask questions about a query you've designed or modified.
- Fill out a WRO for Voyager Reporting> Ad Hoc (Customized) Report to request CARLI write a new query: https://wro.carli.illinois.edu/

Example Custom Voyager Access Report: Filled Call slips by Call Number and Title

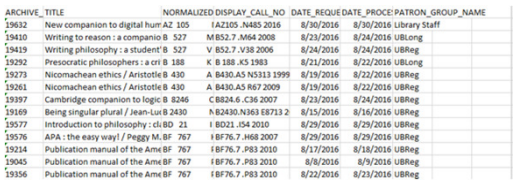

ARCHIVE_	TITLE	NORMALIZED	DISPLAY_CALL_NO	DATE_REQUE	DATE_PROCE	PATRON_GROUP_NAME
19632	New companion to digital hum	AZ 105	f AZ105 .N485 2016	8/30/2016	8/30/2016	Library Staff
19410	Writing to reason : a companio	B 527	M B52.7 .M64 2008	8/23/2016	8/24/2016	UBLong
19419	Writing philosophy : a student'	B 527	V B52.7 .V38 2006	8/24/2016	8/24/2016	UBReg
19292	Presocratic philosophers : a cri	B 188	K B 188 .K5 1983	8/21/2016	8/22/2016	UBLong
19273	Nicomachean ethics / Aristotle	B 430	A B430.A5 N5313 1999	8/19/2016	8/22/2016	UBReg
19261	Nicomachean ethics / Aristotle	B 430	A B430.A5 R67 2009	8/19/2016	8/22/2016	UBReg
19397	Cambridge companion to logic	B 8246	C B824.6 .C36 2007	8/23/2016	8/24/2016	UBReg
19169	Being singular plural / Jean-Luc	B 2430	N B2430.N363 E8713 2	8/15/2016	8/16/2016	UBReg
19577	Introduction to philosophy : cl	BD 21	I BD21 .I54 2010	8/29/2016	8/29/2016	UBReg
19576	APA : the easy way! / Peggy M.	BF 767	I BF76.7 .H68 2007	8/29/2016	8/29/2016	UBReg
19214	Publication manual of the Ame	BF 767	f BF76.7 .P83 2010	8/17/2016	8/18/2016	UBReg
19045	Publication manual of the Ame	BF 767	f BF76.7 .P83 2010	8/8/2016	8/9/2016	UBReg
19356	Publication manual of the Ame	BF 767	f BF76.7 .P83 2010	8/22/2016	8/23/2016	UBReg

Example Custom Voyager Access Report: Unfilled Call Slips by Date Range

TITLE	DISPLAY_CALL_NO	ATE_REQUEST	ON_GROUP_N	ITEM_BARCODE	REASON_DESC
anaan land : a religious history of African Americans / Albert J. Raboteau	BR563.N4 R237 2001	15-Jun-16	UBReg		Missing / Not on Shelf: Seeking next available
anaan land : a religious history of African Americans / Albert J. Raboteau	BR563.N4 R237 2001	15-Jun-16	UBReg		Missing / Not on Shelf: Seeking next available
rong interest inventory manual : research, development, and strategies for nterpretation / David A.C. Donnay ... [et al.]	HF5381.5 .S776 2005	24-Jun-16	UBReg	31304	Missing / Not on Shelf: Seeking next available
ntegrating computer technology into the classroom : skills for the 21st century / ary R. Morrison, Deborah L. Lowther	LB1028.5 .M6374 2010	27-May-16	UBReg	31304	
ntroduction to theories of learning / Matthew H. Olson, B.R. Hergenhahn	LB1051 .H42 2009	16-Jun-16	UBLong	31304	Missing / Not on Shelf: Seeking next available
edesigning America's community colleges : a clearer path to student success / homas R. Bailey, Shanna Smith Jaggars, Davis Jenkins.	LB2328 .B26 2015	15-Jun-16	UBReg		Non-circulating item: Seeking next available
aming what we know : threshold concepts of writing studies / edited by Linda ndler-Kassner, Elizabeth Wardle.	PE1404 .N35 2015	01-Jun-16	UBLong		Item Charged Out: Seeking next available
lements of style / by William Strunk, Jr. ; with revisions, an introduction, and a hapter on writing by E.B. White ; [foreword by Roger Angell]	PE1408 .S772 1999	25-Jun-16	UBReg	31304	Missing / Not on Shelf: Seeking next available
asa tomada y otros cuentos / Julio Cortaz¿zar	PQ7797.C7145 C37 2005	17-Jun-16	UBReg	31304	
undamentals of game design / Ernest Adams.	QA76.76.C672 A322 2014	09-Jun-16	UBLong	31304	Missing / Not on Shelf: Seeking next available
aking sense of math : how to help every student become a mathematical nnker and problem solver / Cathy L. Seeley.	QA135.6 .S447 2016	09-Jun-16	UBLong	31304	Missing / Not on Shelf: Seeking next available
ooftop beekeeper : a scrappy guide to keeping urban honeybees / Megan aska with Rachel Wharton ; photographs by Alex Brown ; illustrations by asako Kubo.	SF523 .P27 2014	16-Jun-16	Library Staff	31304	
earch : how the data explosion makes us smarter / Stefan Weitz.	TK5105.884 .W46 2014	09-Jun-16	Library Staff	31304	
dobe Photoshop CC 2014 release / Andrew Faulkner & Brie Gyncild.	TR267.5.A3 F378 2015	04-Jun-16	UBReg	31304	Missing / Not on Shelf: Seeking next available

BORROWING Filled | BORROWING Unfilled | LENDING Filled | LENDING Unfilled

Ideas for How the Data Can Be Used

Image Credit: https://pixabay.com/en/chart-graph-graphic-statistics-35773/

Reporting to External Agencies

I-Share Annual Statistical Package
https://www.carli.illinois.edu/products-services/i-share/stats/

Section 3 - Tips on Using These Reports to Fill Out Surveys from External Agencies

- ILLINET Interlibrary Loan and Reciprocal Borrowing Survey
- IPEDS Survey
- ACRL Survey
- ARL Survey

Other Ideas for Using I-Share Data:

- Fiscal year assessment of circulation and resource sharing data
- Collection development
- Maintaining accurate catalog records
- Determining borrowing and lending trends over time
- Identifying peak times of usage
- Connecting to other statistics in your library
- Justifying the cost of membership

Questions?

CARLI Support: support@carli.illinois.edu

Resource Sharing Interest Group Listserv: resshare-ig@carli.illinois.edu

CARLI I-Share Annual Statistics Webpage: https://www.carli.illinois.edu/products-services/i-share/stats/

Image Credit:
Damian Neves "question mark"
https://flic.kr/p/9kxeQa