



Welcome!

Office Hours will start at 1pm and run until 2pm.

Please mute your microphone.

As time permits, we will respond to questions typed in the chat box, and offline afterwards, as needed.

This session will be recorded and made available on the CARLI website.





CARLI

I-SHARE QUARTERLY ALMA PRIMO VE UPDATE:
AUGUST 2025 FEATURE RELEASE HIGHLIGHTS

JULY 31, 2025

Today's Agenda

- Announcements and Reminders
- August Quarterly Release Features
 - Alma
 - Primo VE
- Q&A



- The August Alma and Primo VE Quarterly Release Update will take place on Sunday, August 3, 2025.
- The semiannual Alma and Primo VE sandbox refresh occurs on Sunday, August 10, 2025.
- On Monday, July 28, loans to I-Share patrons were enabled for auto-renewals.
 - More information is available on the “Alma- Automatic Renewals for Local and I-Share Patrons” webpage:
<https://www.carli.illinois.edu/products-services/i-share/alma-config/alma-auto-renew>

- CARLI Staff are sharing the updates we feel are most important to the I-Share environment.
- Staff at I-Share libraries can review the full set of release notes available from the Alma and Primo VE Support Pages:
 - Alma Release Notes:
https://knowledge.exlibrisgroup.com/Alma/Release_Notes/2025/Alma_2025_Release_Notes?mon=202508BASE
 - Primo VE Release Notes:
https://knowledge.exlibrisgroup.com/Primo/Release_Notes/002Primo_VE/2025/010Primo_VE_2025_Release_Notes?mon=202508BASE

Title Search New UI

In this release, the new UI for title searches is automatically set as the default for all users, with no option to opt-out.

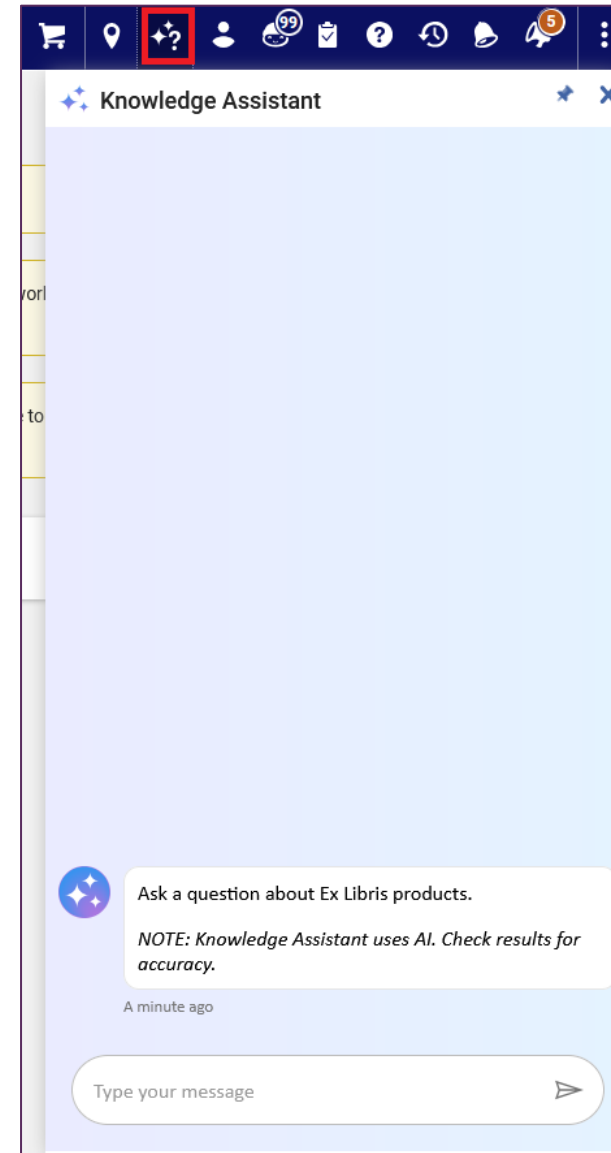
The screenshot displays the Alma Title Search New UI interface. At the top, a dark blue header bar contains navigation links like 'Physical titles', 'Keywords', and '1 to 10 and back again', along with a search icon. Below the header, a light blue banner shows the search query: 'Keywords Contains Keywords "1 to 10 and back again"'. The main content area is divided into three columns. The left column, titled 'Library scope: All', contains 'Active Facets' with filters for 'Has Orders: Yes', 'Publication Year: 2016 - 2020', and 'Material Type: Book (3)'. The middle column lists search results for 'Physical Titles (1 - 3 of 3)'. The first result is 'Collected poems : 1950-2012 / Adrienne Rich.', which is expanded to show details like 'Book (Book - Physical) text; unmediated; volume' and 'Modification Date 02/05/2025 4:03 AM, CST'. The right column provides a detailed view of the selected item, including a 'Summary' section with 'General Information', 'Bibliographic Record', 'Holdings (1)', 'Items (1)', 'Names (3)', 'Subjects (10)', and 'Other Details'. A 'Quick Access' section is also visible. The bottom right corner shows a 'General Information' table with fields like 'Material Type Book', 'Resource Type Book - Physical', 'Content Type text', 'Media Type unmediated', 'Carrier Type volume', 'Creation Date 06/09/2020 5:14 AM, CDT', 'Modification Date 02/05/2025 4:03 AM, CST', 'Record Number (OCoLC)945884981, (OCoLC)ocn945884981', and 'Originating System WMS'.

Physical titles search in Alma with the new user interface.

Knowledge Assistant

Alma's AI Assistant, the Knowledge Assistant, is available from the top menu

Click the icon with the question mark and stars



Clicking on the “sparkles” icon highlighted with the red square will open Alma’s Knowledge Assistant.

Save as New

You can create a new set from a logical set by using the Save as New button

The screenshot displays a library management interface. At the top, a breadcrumb trail shows '< 🔍 | 🏠 All Titles in Institution (1 - 20 of 872)'. To the right, a 'Save as New' button is highlighted with a red rectangle, next to a 'Save' button. Below the breadcrumb, the 'Set Name' is 'Italy 3' and the 'Set Query' is 'Title Contains Keywords "Italy"'. A toolbar contains icons for refresh, checkboxes, sorting (Sort by: Rank, Secondary sort by: Rank), and expansion (Expand: Select a value). Action buttons include 'Run a Job', 'Add to Itemized Set', 'Create Itemized Set', 'Push to MDE', and 'Manage Labels'. The main content area lists one item: 'Italy / by Simon Stapleton and Jonathan Parry'. The item details include: 'Visual material {Projected medium - Electronic} two-dimensional moving image; computer; online resource', 'By Parry, Jonathan, (Brighton, England : electric sky, 2008.)', 'Subject Contemporary ; Architecture ; Artists and others', 'Series Destination Art ; Episode 6', 'Modification Date 11/27/2024 5:58 AM, CST', 'Language English', 'Creation Date 05/09/2020 3:32 PM, CDT', 'Record Number (CKB)4940000000232333 and others', 'MMS ID 993404798505854', and 'Bibliographic Rank 69'. A tag 'Electronic Portfolios (1)' is shown. At the bottom, there are buttons for 'Edit Record', 'View Record', and a menu icon.

< 🔍 | 🏠 All Titles in Institution (1 - 20 of 872)

Set Name: Italy 3
Set Query: Title Contains Keywords "Italy" ✎

🔄 ☐ | Sort by: Rank ▼ ⚙️ Secondary sort by: Rank ▼ ⚙️ Expand: Select a value ▼

Run a Job Add to Itemized Set Create Itemized Set Push to MDE Manage Labels 📄 ⚙️ ⚙️ ⚙️

1 ☐ Italy / by Simon Stapleton and Jonathan Parry Edit Record View Record ⋮

👤 Visual material {Projected medium - Electronic} two-dimensional moving image; computer; online resource
By Parry, Jonathan, (Brighton, England : electric sky, 2008.)
Subject Contemporary ; Architecture ; Artists and others
Series Destination Art ; Episode 6
Modification Date 11/27/2024 5:58 AM, CST

Language English
Creation Date 05/09/2020 3:32 PM, CDT
Record Number (CKB)4940000000232333 and others
MMS ID 993404798505854
Bibliographic Rank 69

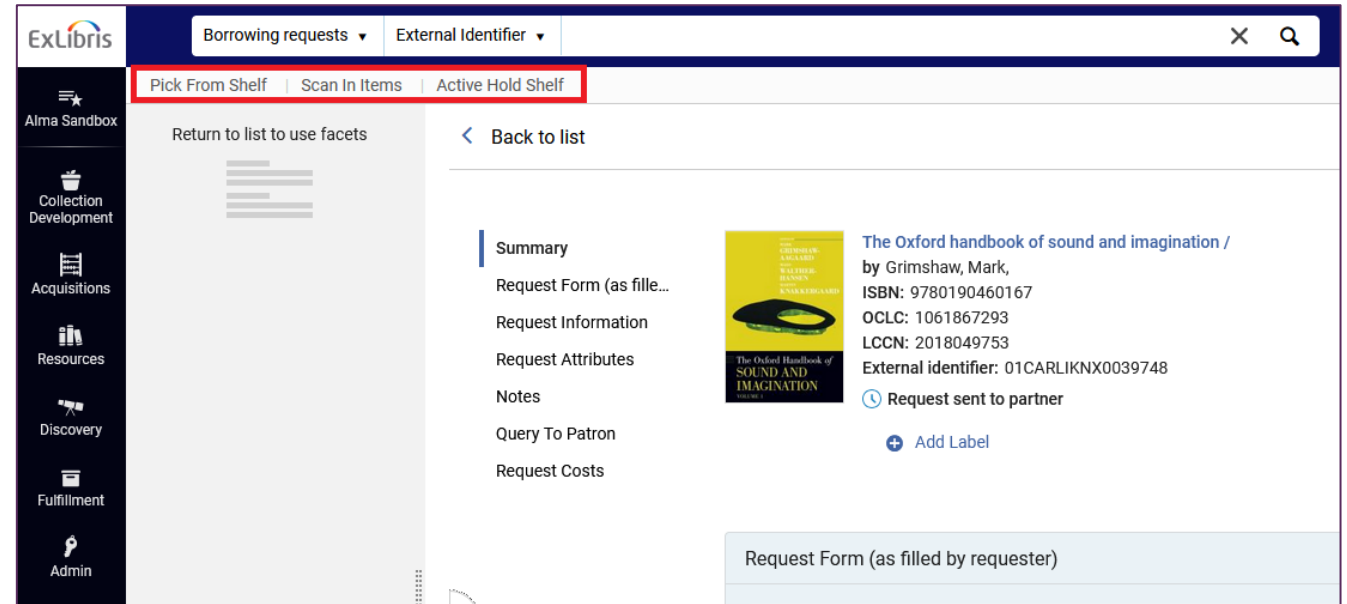
📁 Electronic Portfolios (1)

⌵ E ● Electronic (1)

An example of the contents of a logical set with the new “Save As New” button highlighted with a red rectangle.

Quick Links Menu Remains Visible When Displaying Sliding Pane

If your Quick Links menu is pinned, it will remain visible when you display a sliding pane



The Alma interface with the Quick Links menu highlighted with a red rectangle.

Improved Digital Adoption Pop-ups

Previously, when users enabled functional cookies, Alma guides and new feature pop-ups showed repeatedly when clearing the browser cookies. Now, notifications will not show again after the user dismisses them, even if cookies were cleared.



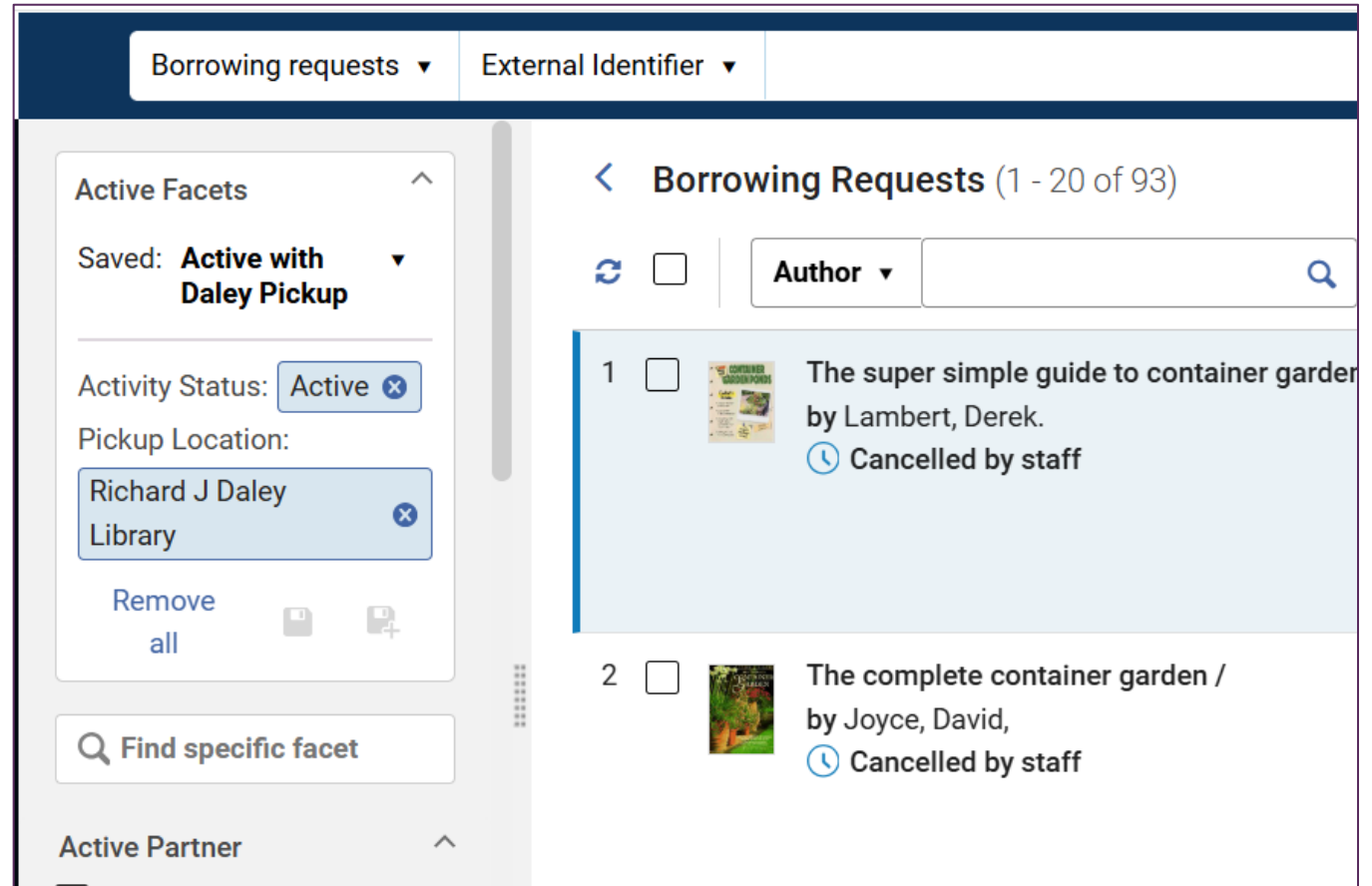
Additional UI Changes

- The Has Orders facet in Alma has been enhanced from a single-select to a multi-select facet through the addition of checkboxes.
- The label indicating that there are no items in a holding now reads **No items**.
- The Additional Information button available in the record view is now included in the title and holdings details pane in the new search UI.
- The add and duplicate rule buttons in the new UI advanced search and the Metadata Editor's indication rule form now always show.



Save Facets Option in Resource Sharing Task Lists

- Resource Sharing related pages now include the ability to save facets for easy re-application.
 - This enhancement is in:
Fulfillment>
Resource Sharing>
Borrowing Requests



Caption: Image shows the Fulfillment> Resource Sharing> Borrowing Requests area, with a sample saved facet set.

Grace Period for Open Days

- If your library charges overdue fines, Alma now offers more options on whether closed days should be included in the grace period, or not.
- Remember, overdue fines may only be assessed on specialized collections, such as reserves.

The screenshot shows the 'Policy Details' form for the 'University of Illinois at Chicago'. The form is for a 'Grace Period' policy. The fields are as follows:

- Policy Type:** Grace Period
- Policy Name ***: No Grace
- Policy Description**: Default value for Grace
- Value Type ***: ☐ None ☒ Other
- Value ***: 0
- Unit Of Measurement ***: A dropdown menu with the following options: Open Days, Open Days - Excluded from Fine, and Exact Days. 'Open Days' is selected.

Caption: Image shows a sample Advanced Policy Definition for the policy type of “Grace Period”, with the new units of measurement field selected and showing “Open Days”.

Additional Options for Bulk Fine Waiving

- Alma has the ability for staff to waive user fines in bulk.
- New functionality in the August release includes additional ability to waive:
 - By fine creation date
 - Using an Alma User set
 - From Analytics report
 - Using a User file

The screenshot shows the 'Bulk Fine Waiving' interface. The title 'Bulk Fine Waiving' is at the top. Below it, there's a 'Basic Filter' section with a button labeled 'Filter from Analytics/File' highlighted by a red rectangle. The main form contains several fields: 'Maximum fine threshold to waive *' (text input), 'User Group *' (dropdown menu with options: All, Alumni, Employee, Faculty, Graduate student, Guest, JerusalemUsrGrp, Staff), 'Waiving Reason *' (dropdown menu with 'Other' selected), 'Exclude users with overdue loans' (checkbox), 'Waive fines types *' (dropdown menu with 'All' selected), and 'Waiving comment' (text area). At the bottom, there's a 'Creation Date Range' (text input with a calendar icon) and a 'Set Name' (text input with 'Select from a list' and a list icon) both highlighted by a red rectangle. A 'Run bulk fine waiving' button is at the bottom center.

Caption: Image shows the “Bulk Fine Waving” screen, with the new developments highlighted with red rectangles.

Acquisitions Workflow Improvements

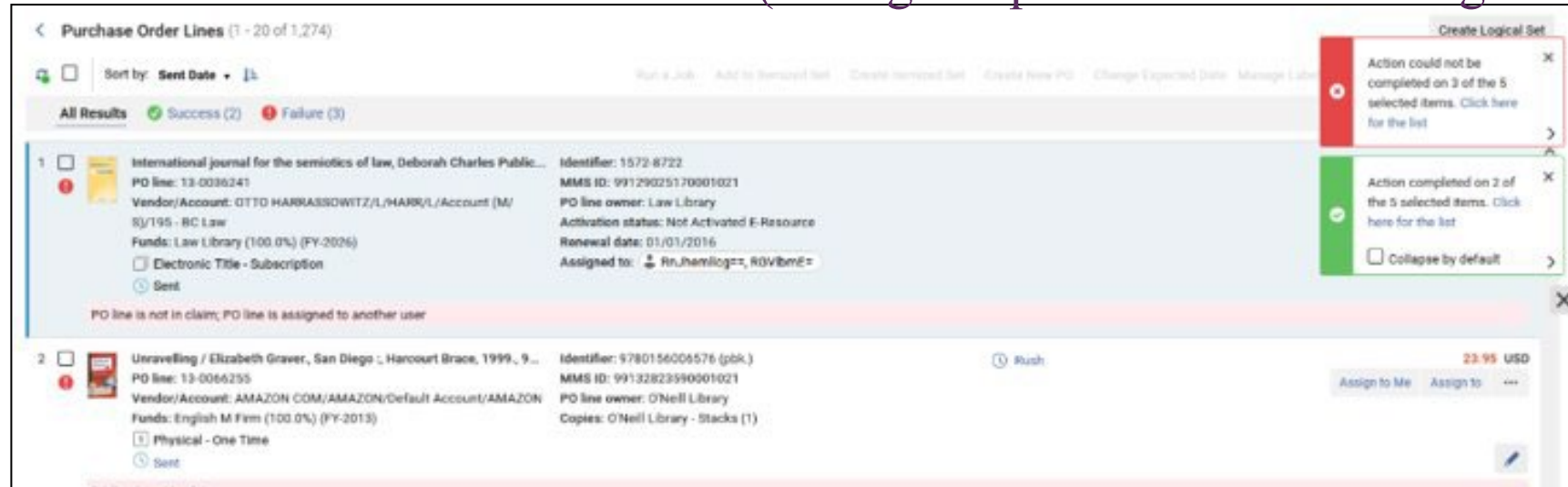
- PO Line Information
 - Link to Additional Information from PO Lines.

The screenshot displays a library acquisition system interface. On the left is a sidebar with navigation links: Summary, General Information, Ordered Items (1), Vendor Information, Pricing and Funding, Receiving Information, Interested Users, Reporting Codes, Notes, Bib Description, Invoice Lines (1), Associated PO Lines, Communications, History (9), and Attachments. A 'Quick Access' section is at the bottom of the sidebar. The main content area shows details for a PO line. At the top, there are buttons: 'Assign to', 'Assign to Me', 'Save and Continue', and 'Edit'. Below these is a book cover for 'STEEL AND ICE' by Lawrence Sanders. The title is 'STEEL AND ICE : THE U-BOAT BATTLE IN THE ARTIC AND BLACK SEA, 1941-45., STROUD, HISTORY PRESS, 2016, 0750 963638, ISBN'. The PO line owner is 'O'Neill Library' and the vendor/account is 'YANKEE BOOK PEDDLER/YANKEE/1110/1110'. The price is '0.00 USD'. Below the price, it says '1 Physical - One Time', 'In Review', and 'Alerts (2)'. A red rectangle highlights a modal window titled 'Additional Information' which contains the following data: Created by John, Johnson; Created on 06/09/2016 05:30:00 PM; Last updated by Dave, Davison; Last updated on 19/03/2025 01:14:41 PM; Last updated by job 63808599800001021 RESET_PO_LINE_JBPM_NEW_NODE; MMS ID: 99 37787963801021; Material type: Book; Identifier: 0750963638; Acquisition method: Purchase at Vendor System; Invoice status: Fully invoiced; Additional PO line reference field: -; Associated PO line: -; Source type: Import EOD; Manual packaging: ☐. The background interface also shows 'PO line: 17361' and 'General Information'.

Example PO Line with direct link to Additional Information, highlighted with a red rectangle.

Acquisitions Workflow Improvements – PO Lines List



- Exclude Facets – Allows the use of facets to exclude criteria
 - "Not equals" option added to search
- Set options added to PO Lines:
 - Create Itemized Set, Add to Itemized Set, Run a Job - Run a job on the list of results.
- Indications for Success and Failure of Bulk Actions (Change Expected Date and Assign Selected)

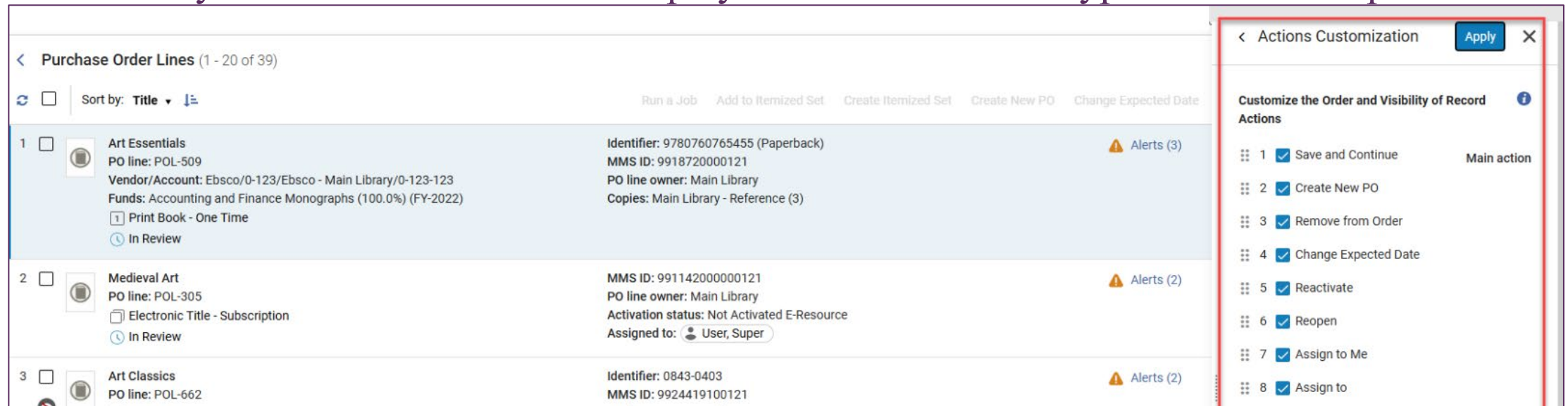


An example of Purchase Order lines with the display of indications of Success (with a green rectangular box) and Failure (with a red rectangular box) of Bulk Actions.

Acquisitions Workflow Improvements

Customization for Actions on the Customize Menu

- In the Actions Customization area, users can now re-order the actions of the PO lines and hide irrelevant actions (select Customize > Action Customization)  
- Users will see actions in the customization menu per their roles/privileges.
- Only the relevant actions are displayed for each PO line type/workflow step.



The screenshot displays the 'Purchase Order Lines' interface. The main table lists three PO lines: 'Art Essentials' (POL-509), 'Medieval Art' (POL-305), and 'Art Classics' (POL-662). Each line includes details like MMS ID, PO line owner, and activation status. On the right, the 'Actions Customization' pane is open, showing a list of actions that can be customized for each PO line. The actions are: 1. Save and Continue (Main action), 2. Create New PO, 3. Remove from Order, 4. Change Expected Date, 5. Reactivate, 6. Reopen, 7. Assign to Me, and 8. Assign to. The pane is highlighted with a red rectangle.

Line	Title	PO line	Identifier	MMS ID	PO line owner	Alerts
1	Art Essentials	POL-509	9780760765455 (Paperback)	9918720000121	Main Library	Alerts (3)
2	Medieval Art	POL-305		99114200000121	Main Library	Alerts (2)
3	Art Classics	POL-662	0843-0403	9924419100121		Alerts (2)

“Purchase Order Lines” screen with the Actions Customization menu pane on the right highlighted with a red rectangle.



Acquisitions

Bulk Deletion of Purchase Orders

- It is now possible to delete multiple Purchase Orders (PO) at once. You can delete a PO when it does not contain PO lines that have been received, activated, or linked to an invoice. When deleting a PO, all of its associated PO lines are also deleted. The full list of POs that were successfully deleted or not can be found in the job report.

PO Lines Information - Advanced Job

- Additional enhancements to February 2025 where cross-continuity and cross-inventory type options were added.
 - changes the PO line type cross inventory and/or cross continuity, even when the PO line is linked with an invoice in status "In Review" or "Closed".
 - Option to not send a cancellation letter to a vendor in cases where the POL is cancelled
 - When updating the 'Standing Order' continuity type to 'Subscription', we now move the PO line out of the PO, as this is not consistent with the packaging rules.





Alma User Record Updates – Removal of Gender field and data

- With the August release, Ex Libris has removed all Gender data recorded in user records and will no longer permit the addition of Gender field data. Highlighted here is the space the Gender data used to be stored in the User Record. All Data will be removed from Analytics as well.

User Information

First name *

Jennifer

Last name *

Masciadrelli

Preferred middle name

Primary identifier *

CARLI_jmasciad

PIN number

Generate

Job description

Middle name

Preferred first name

Jennifer

Preferred last name

Masciadrelli (CARLI Account)

Title

Job category

CARLI Office Staff

Example of a user record with a red rectangle highlighting where the now removed Gender field was previously located.



API Security

API keys are defined in the [Developer Network](#) for each institution.

API keys unused for a year will be disabled automatically.

Developer Network includes reports on API usage

- Review usage and keys to keep services secure.
- Contact CARLI Support to get an account or review details.





Last Patron Activity Date

Login to Alma or Primo VE updates Last Patron Activity Date

- Other actions that update date: requests, loans, renewals, returns.
- Last patron activity date (below) appears on user record and in Analytics.

Tracking of last patron activity date is [configurable](#).

- Tracking is enabled for most institutions.
- Config > User Management > General > Record Last Patron Activity Date

Status date	02/08/2025
Expiration date *	02/08/2026
Last patron activity date	01/03/2025

The “Last patron activity date” field from an Alma user record is highlighted with an orange rectangle.



Metadata Editor Enhancements

View Items

- Added to the View Related Data menu.
- Keyboard shortcut: Alt+T
- Previously required View Inventory, then select Items from list.

Insert Unicode Character

- Added to the Editing Actions menu.
- Keyboard shortcut: Ctrl+Alt+P
- Opens a hovering window for selection of characters.
- Click the character to add to the record.



View Items Menu

The screenshot displays the Alma metadata editor interface. At the top, there is a navigation bar with buttons for 'Save', 'New', 'Record Actions', 'Editing Actions', 'Add Inventory', 'View Related Data', 'Order', 'Search & Browse', and 'Quick links'. Below this, the record title 'The hippopotamus / Stephen Fry.' and its ID '(991034530139705816)' are shown. A dropdown menu for 'Level [00]: [00] Default Level for Bib Records--any cataloger may edit' is visible, along with 'Record' and 'MARC21' buttons. The main area contains a table of metadata fields:

LDR	02564cam#a2200613#a#4500
001	991034530139705816
005	20221111051943.0
008	940708s1994####nyu#####000#f#eng##
010	\$\$a ###94028917#
020	\$\$a 0679438793
020	\$\$a 9780679438793
035	\$\$a (OCoLC)30895796 \$\$z (OCoLC)1232926419 \$\$z (OCoLC)1273562480
035	\$\$z (OCoLC)1232926419 \$\$z (OCoLC)1273562480
035	\$\$a (OCoLC)ocm30895796#
040	\$\$a DLC \$\$b eng \$\$c DLC \$\$d FIT \$\$d BAKER \$\$d BTCTA \$\$d YDXCP \$\$d OCLC \$\$d OCLCO \$\$d CD5 \$\$d ILM \$\$d OCL \$\$d OCLCO \$\$d FQG \$\$d LD4 \$\$d ZQP \$

The 'View Related Data' menu is open, showing options: 'View Collections', 'View In Search (Ctrl+Alt+V)', 'View Inventory (Ctrl+I)', 'View Linked Data (Ctrl+Alt+L)', 'View Notes', 'View Orders', 'View Related Bibliographic Records', 'View Versions', 'View versions of original record', and 'View Items (Alt+T)'. The 'View Items' option is highlighted with an orange rectangle.

The “View Related Data” menu of the Alma metadata editor is displayed, with the “View Items” option highlighted with an orange rectangle.



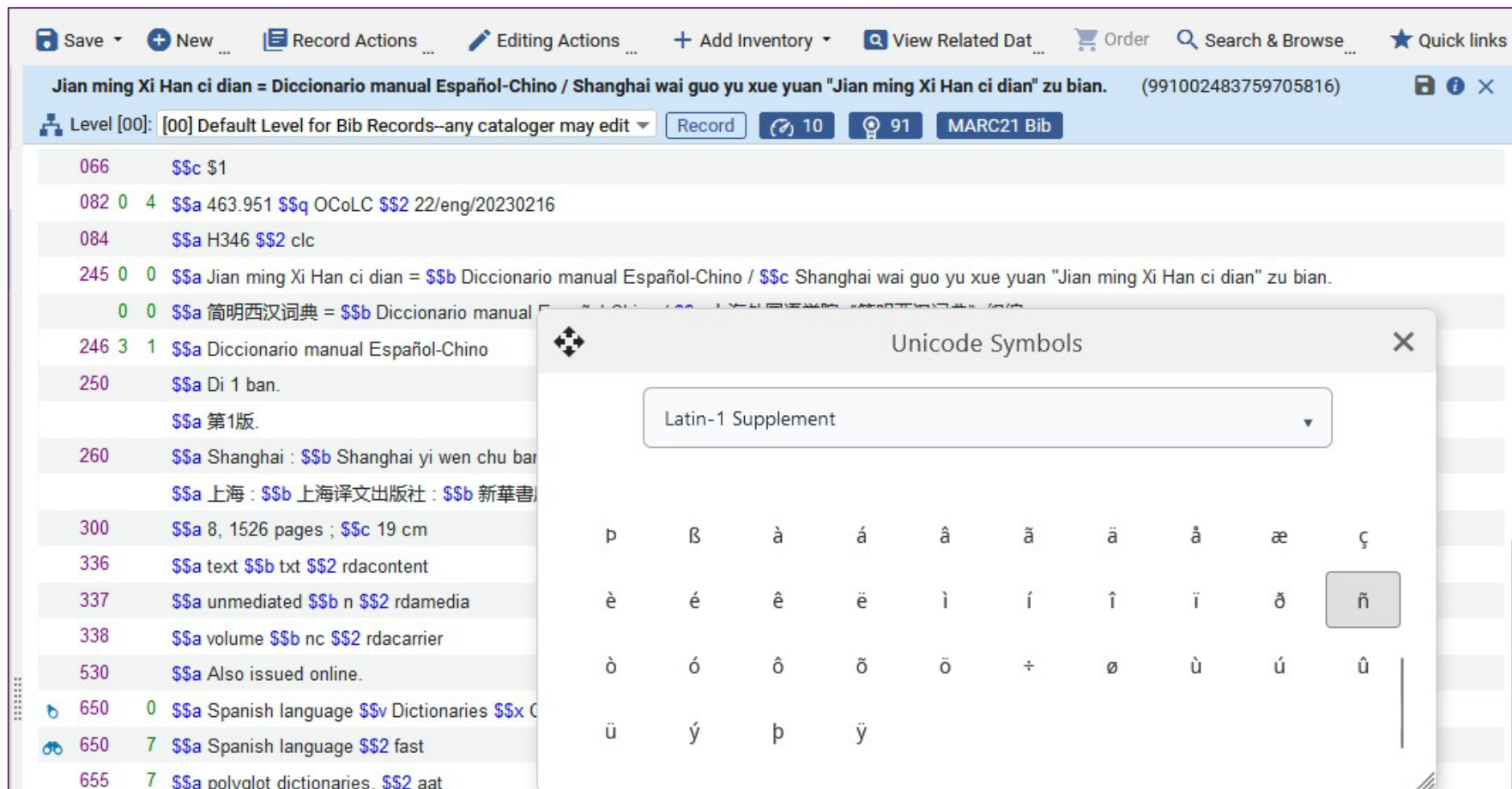
Metadata Editor Enhancements

Insert Unicode Character

- Added to the Editing Actions menu.
- Keyboard shortcut: Ctrl+Alt+P
- Opens a hovering window for selection of characters.
- Click the character to add to the record.



Metadata Editor Virtual Keyboard



A new Unicode character selection pane is hovering over the MARC record editor of the Alma metadata editor.



Rebuild Physical Item Description Job

Rebuild Physical Item Description job

- Concatenate item enumeration and chronology according to templates.
 - Config > Resources > General > Description Templates
- New options:
 - Delete existing description
 - Set custom description with conditions





Option to run tiered matching on up to three identifiers

Matches run in tiers

- Only records not matched on first identifier considered for second.
- Only records not matched on second identifier considered for third.

Example:

- First: 035 Other System Identifier Match Method
- Second: ISBN Match Method
- Third: Title Match Method





To help simplify the identification of your purchased and subscribed collections in the Community Zone, Alma now has the ability to display a collection's unique name and identifier as provided and maintained by the content provider.

This enhancement introduces two new collection-level parameters:

- Provider Collection ID
- Provider Collection Name

These fields improve collection identification, particularly when the collection appears in the Community Zone under a different name than the one used by the provider.

Once these values are defined for a Community Zone electronic collection, they become searchable in the **Community Zone**, **Institution Zone**, and **Network Zone** tabs.





New measures were added to the **Usage Data Details - Release 5** folder in the **Usage Data (COUNTER)** Subject Area.

1.DR_D1 - Unique Item Investigations

2.DR_D1 - Unique Item Requests

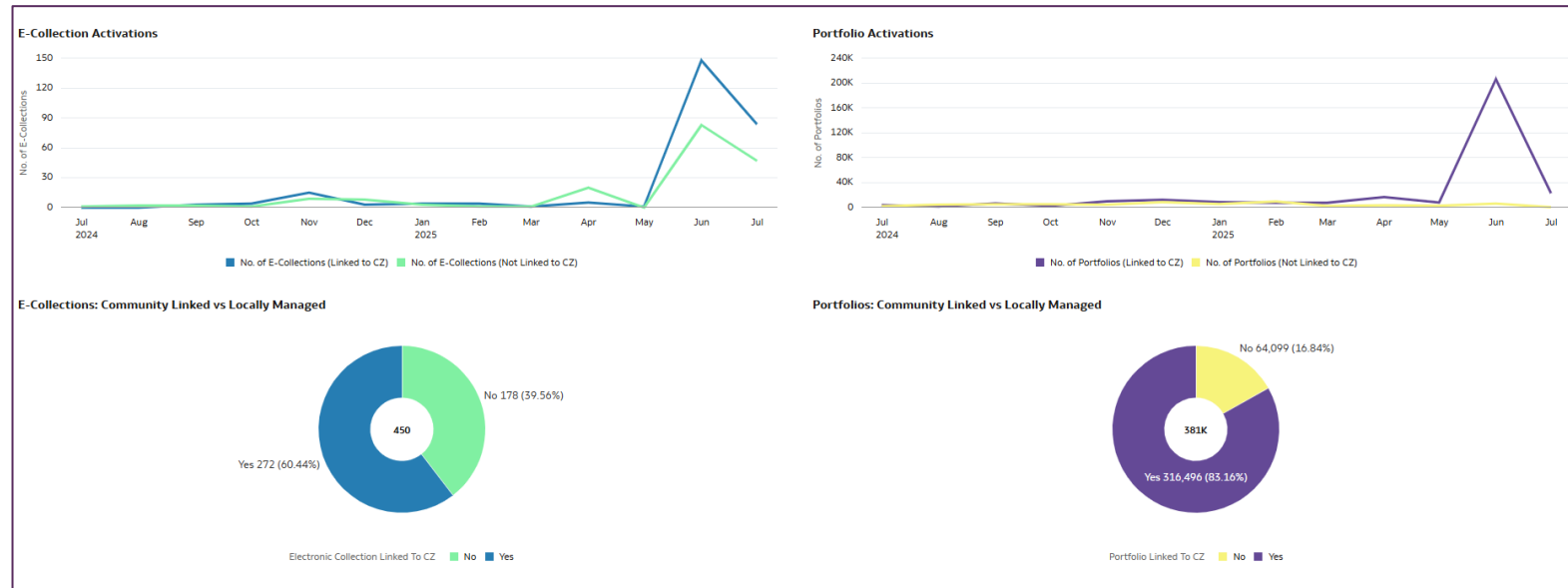
3.IR_M1 - Unique Item Requests

For more information, see [Usage Data Details - Release 5](#).





This dashboard displays the electronic collection and portfolio activations over the past year. It also shows a breakdown of electronic resources that are Community linked versus the ones that are locally managed. It highlights the opportunity to increase the usage of Community resources, saving time and lowering costs by reducing the need for local record maintenance.



New Electronic Resources Data Visualization Dashboard





E-collections shared from the Network Zone are now available to be used in Display Logic Rules in your IZ! The “with value” list previously showed the choice of e-collections in the IZ but will now present a search box where you can choose from IZ or NZ .

Add Rule

For user from groups

hide service *

Full Text

with

Electronic collection

with value *

Select from a list

if service exists

Add

Cancel

Add and Close

“Add Rule” pop-up in the Display Logic Rule configuration with an orange rectangle highlighting the “with value” field.



Add Rule

For user from groups

hide service *

Full Text

with

Electronic collection

with value *

Look-up or select

if service exists

Add

Cancel

Add and Close

5

6

7

8

9

10

11

12

Academic Journals Free

ACLS Humanities eBook

ACM Digital Library Complete

ACS Academic Core Plus

ACS Guide to Scholarly Communication

ACS Journals(American Chemical Society Journals)

AIP Journals (American Institute of Physics)

AIP Open Access Journals

AIS Journals Collection

Alexander Street Press Videos

American Association for the Advancement of Science(American Association

American Association of School Administrators

American Economic Association

American Library Association

American Mathematical Society Publications (Freely Accessible)

presentations only) = true

Service Resource Sharing Request with Reso

Service with Service = ArticlesNotEligibleForIS

Share

SPOUSE,DONOTUSE GV,DONOTUSE

DONOTUSE Pilot Highschool,DONOTUSE U

INTERNATIONAL ILL,LOCAL USE ONLY,PUBLI

The “Add Rule” pop-up showing the existing dropdown menu of “with value” options when adding Display Logic Rules in Alma



NEW AUGUST 2025 DISPLAY LOGIC “WITH VALUE” SEARCH BOX

New “Electronic Collections” search box to add e-collections from NZ or IZ to Display Logic Rules in Alma

Electronic Collections

Electronic collection

Keywords

O'Reilly

Home

Search

Advanced

☐ Select All

1 - 20 of 77

0 rows selected

Expand

1

☐

O'Reilly Online Learning: Academic Edition (O'Reilly Online Learning: Academic/Public Library Edition)

Type: Aggregator package

Services: Full Text (Available)

Interface name: O'Reilly Media, Inc

Linking Level: Book

Creation Date: 07/15/2022 10:29:48 AM

Modification Date: 02/03/2025 11:23:58 PM

Full Text Rights in CDI: Subscription (Title Level)

Full Text Linking in CDI: Linkresolver

Collection ID: 61156599380005898

MMS ID: 9982204558805898

Management level in Community Zone: Ex Libris

Other details

2

☐

EBSCOhost Business Source Premier (Provided by CARLI) (EBSCOhost Business Source Premier)

- From Network

Type: Aggregator package

Service: Full Text

Interface name: EBSCOhost

Linking Level: Article

Full Text Rights in CDI: Subscription (Title Level)

Full Text Linking in CDI: Linkresolver

Collection ID: 61471954280005816

MMS ID: 991154044321805816

Management level in Community Zone: Ex Libris

Available For (93)

CDI

3

☐

EBSCO Points of View Ref. Center (Provided by Illinois Secretary of State/Illinois State Library) (Points of View Reference Source)

- From Network

Type: Aggregator package

Service: Full Text

Interface name: EBSCOhost

Linking Level: Article

Collection ID: 61473643640005816

MMS ID: 991154239291905816

Management level in Community Zone: Ex Libris

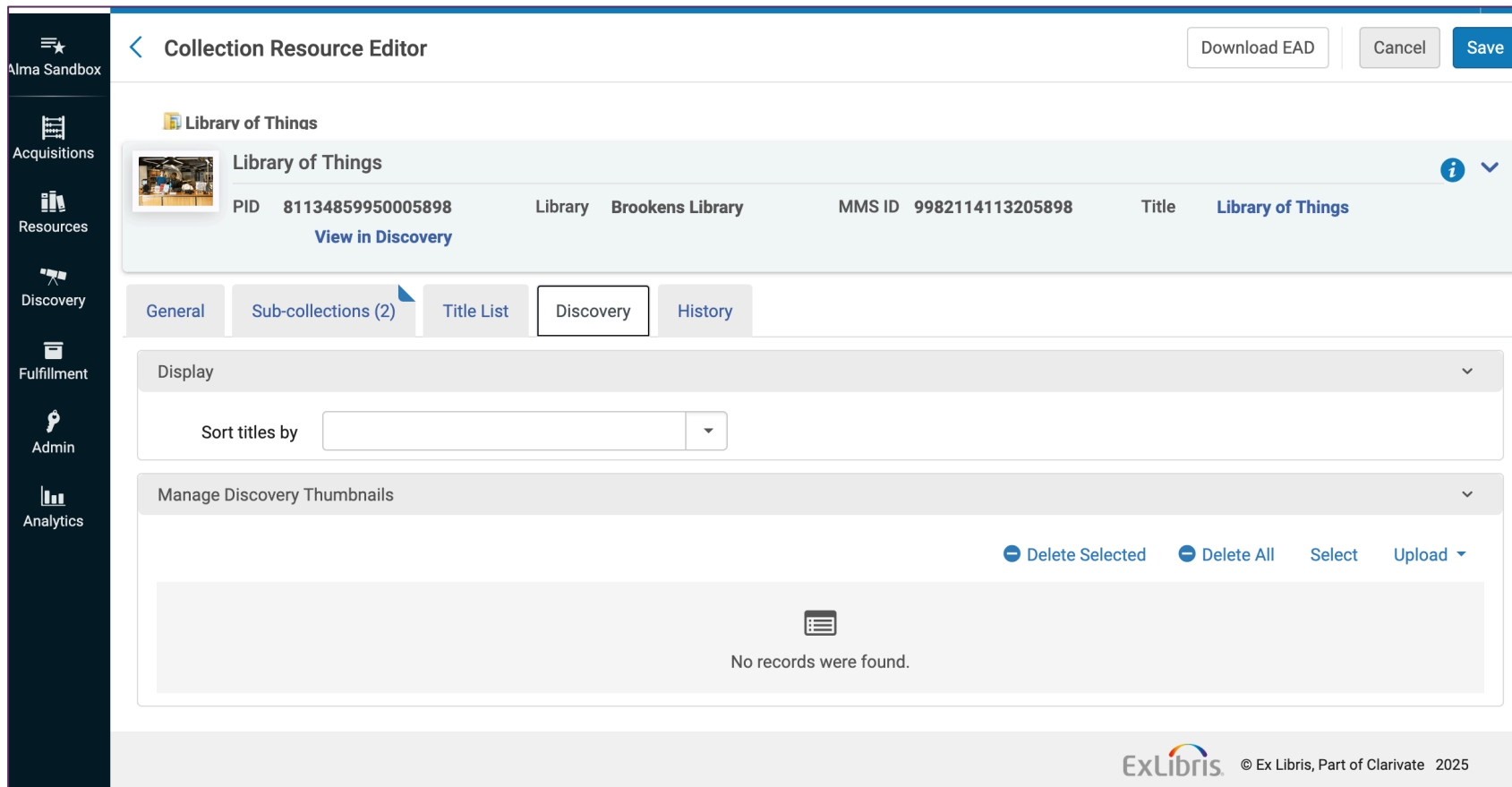
Available For (40)

CDI

1 of 4

Cancel

Select

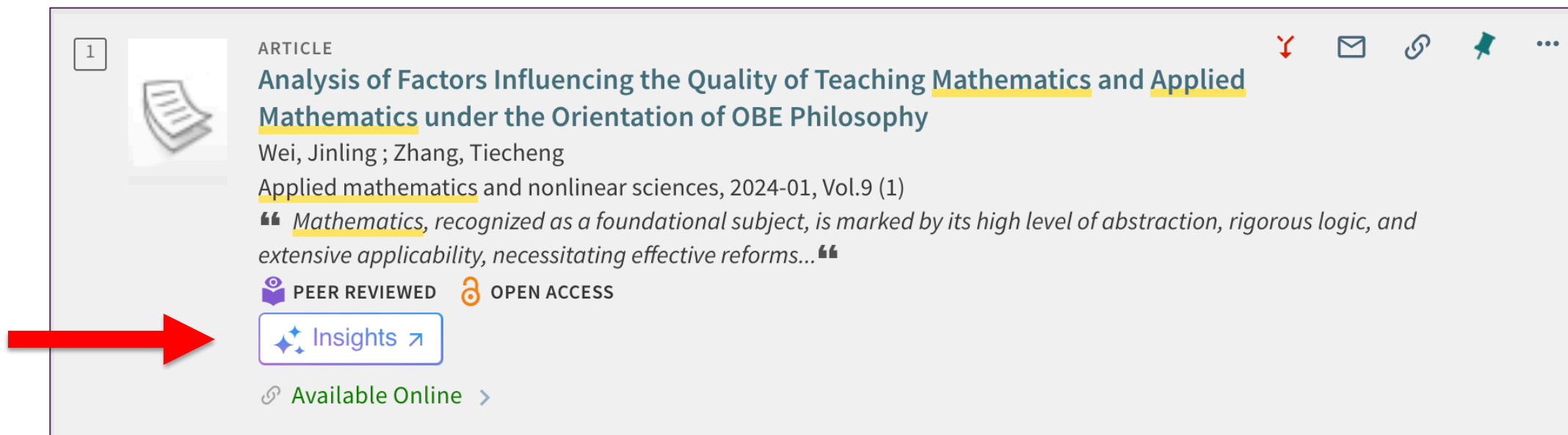


Alma “Collection Resource Editor” with the “Discovery” tab shown.

- Before January 2026: Libraries should add specific thumbnails to Collections and Subcollections in Alma to display in Primo VE.
- Manage thumbnails in the Collection Resource Editor’s **Discovery** tab.



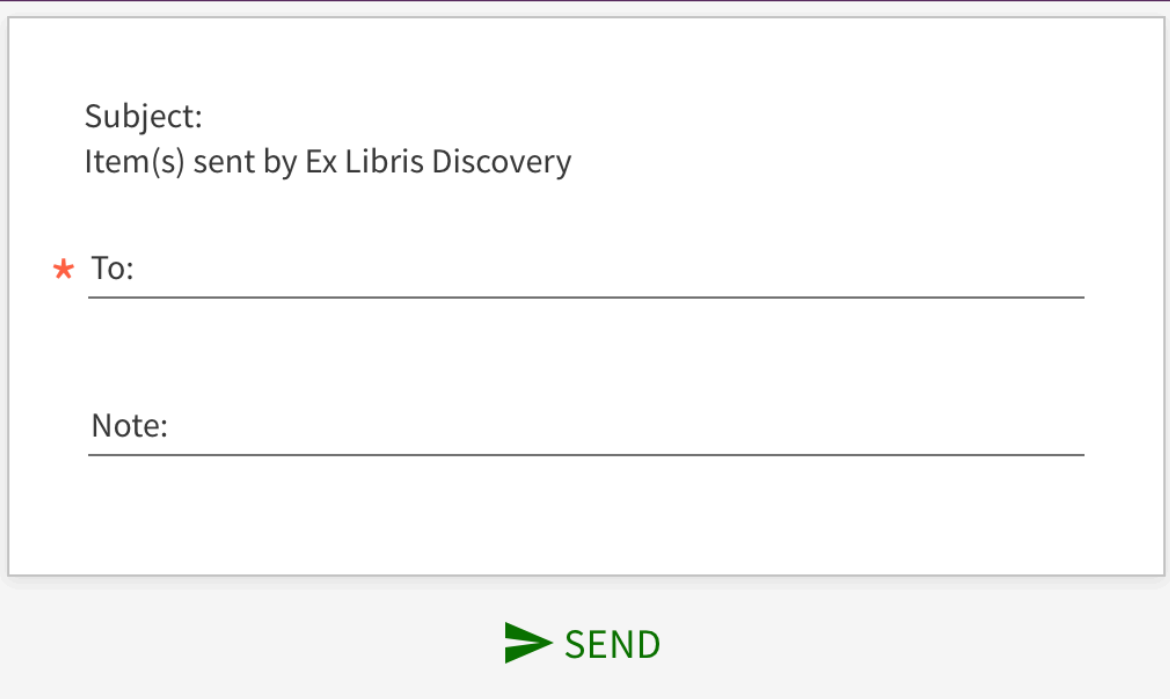
- Available August 8, 2025: Document Insights, an AI-powered feature that can link users from Primo VE into the ProQuest platform and provide additional information about the resource.
- OPTIONAL; Can be activated per Primo VE View
- Only for active ProQuest subscriptions (see list in [EXL documentation](#))
- See also [ProQuest Research Assistant](#)



Search result in Primo VE with red arrow pointing to new “Insights” button



- New customer parameter **enable_email_client**
- If set to **true** in Alma Configuration > Discovery > Other > Discovery Customer Settings in your Alma IZ, Primo VE will use the device's default email client.
- If there is no default email client, a blank window will open.
- If enabled, the Email action is limited to single records at a time.

A screenshot of an email composition window. The window has a white background with a thin grey border. Inside, the 'Subject' field is pre-filled with 'Item(s) sent by Ex Libris Discovery'. Below it, the 'To:' field is marked with a red star icon and has an empty text input line. Further down, the 'Note:' field also has an empty text input line. At the bottom right of the window, there is a green right-pointing arrow followed by the word 'SEND' in green capital letters.

Subject:
Item(s) sent by Ex Libris Discovery

★ To: _____

Note: _____

➤ SEND

Option to send an email from Primo VE using the Email action box.



- In the May 2025 Release Update Webinar, we had shared that NZ Records can now be added to Course Reserves Reading Lists in your IZ.
- This is still true; however, **NZ titles will not display in your library's Primo VE as a Course Reserve item.**

← Edit Reading List

Print SlipPrint Slip ReportBackSave

1	<input type="checkbox"/> Adolescence and emerging adulthood : a cultural approach Book By Arnett, Jeffrey Jensen, (Pearson [2013]) ISBN: 9780205892495; 0205892493; 9780205916801; 0205916805; 9780205899517; 020589951X Subject: Adolescence--Cross-cultural studies. -- Teenagers--Cross-cultural studies. -- Young adults--Cross-cultural studies. and others	Citation Status: Complete Resource Locate Status: Resource Located Copyright Status: Not Determined	Created By: 656570262 01/30/2024 17:28:35 CST Modified By: 656570262 01/30/2024 17:28:38 CST	EditSet Complete...
	Physical (2)ElectronicDigitalOtherCitation DetailsAlertsMore Info			
2	<input type="checkbox"/> APA handbook of adolescent and young adult development Book (American Psychological Association [2023]) ISBN: 9781433833144; 143383314X Series: APA handbooks in psychology. Subject: Psychology, Adolescent -- Adolescents--Psychologie. -- Jeunesse--Développement. and others	Citation Status: Complete Resource Locate Status: Resource Located Copyright Status: Not Determined	Created By: 655295702 01/21/2024 13:49:39 CST Modified By: 655295702 01/21/2024 13:49:40 CST	EditSet Complete...
	Physical (3)ElectronicDigitalOtherCitation DetailsAlertsMore Info			
3	<input type="checkbox"/> Handbook of adolescent psychology Book (John Wiley & Sons c2004.) ISBN: 0-471-72674-5; 1-280-34632-9; 9786610346325; 0-471-69044-9 Subject: Adolescent psychology.	Citation Status: Being Prepared Resource Locate Status: Resource Located Copyright Status: Not Determined	Created By: Radzvikas (CARLI Account), Adrienne 04/29/2025 10:46:53 CDT Modified By: Radzvikas (CARLI Account), Adrienne 04/29/2025 10:47:04 CDT	EditSet Complete...
	PhysicalElectronic (1)DigitalOtherCitation DetailsAlertsMore Info			

A red rectangle highlights a Network Zone record that has been added to a Course Reserves Reading List.



Primo VE Next Discovery Experience UI (NDE UI) Reminder

- I-Share libraries will be able to switch to [Primo NDE UI](#) in summer 2026 or later
 - NDE UI scheduled to be ready for consortia in late 2025 but will require testing before switching.
 - CARLI will provide more guidance, documentation, and training beginning in spring 2026.
 - I-Share libraries may choose when to go live with Primo NDE, e.g. summer 2026, Jan. 2027, or summer 2027.
 - If your library would like to be in the summer 2026 “cohort,” please email CARLI Support to let us know!





Questions & Answers

