



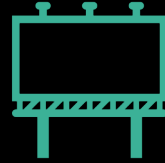
# Branding in Primo VE

CARLI Discovery Primo VE Committee Panel Discussion

Tuesday, July 19, 2022

Aimee Walker, Joliet Junior College

# Agenda



Updating your logo,  
favicon, and page title



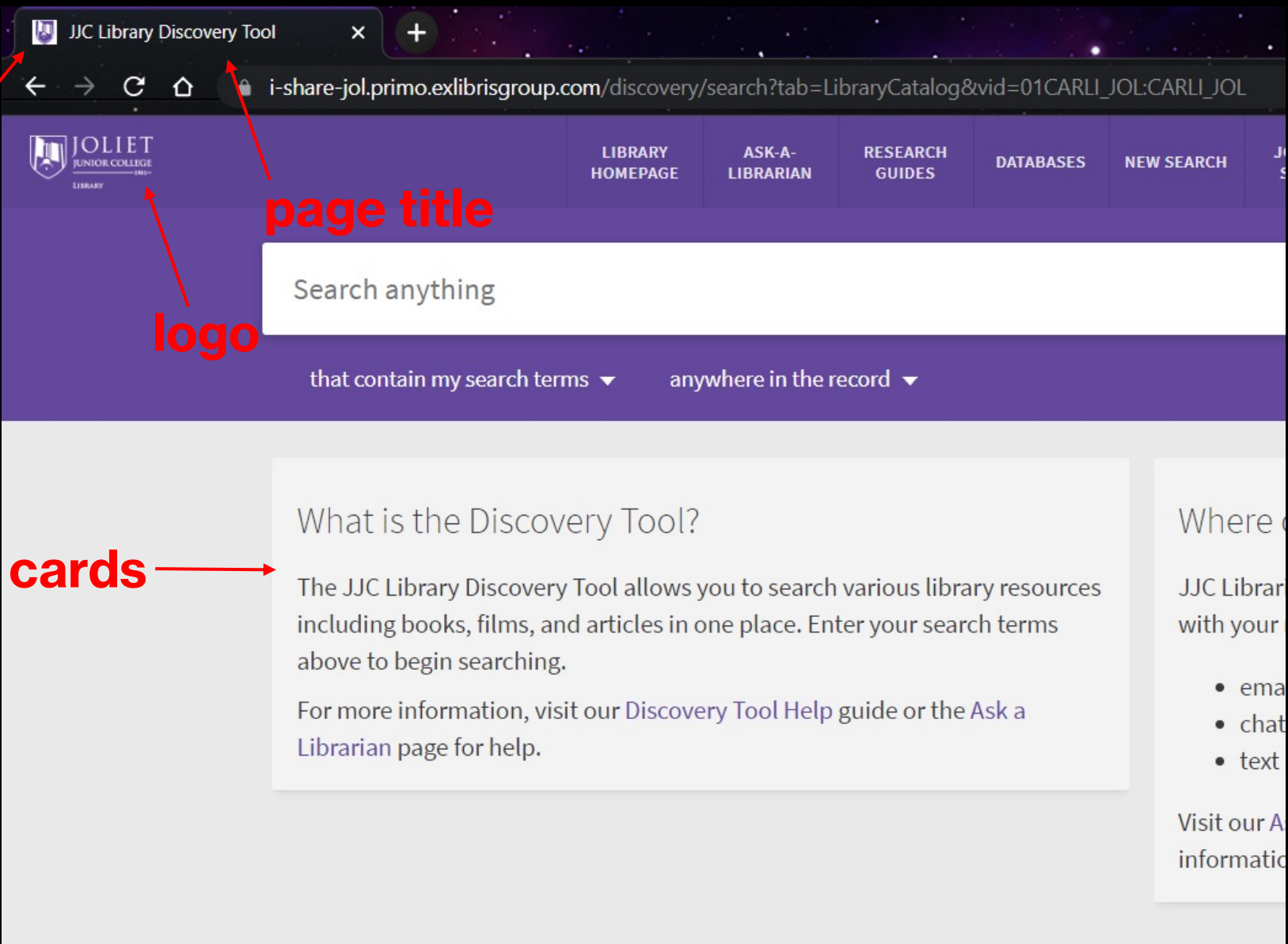
Modifying your color  
scheme



Making changes to the  
landing page cards



**favicon**



# Before you begin...

- Your library/institution logo as a .png or .svg file (max 300px by 100px and 30 KB)
- Your favicon as a 16px by 16px .ico file (most modern browsers will recognize .png, .gif, or .jpg as well)
- Hex codes for your preferred colors/institution colors
- A test copy of the View you wish to edit
- Discovery Administrator role

## **For editing landing page cards only:**

- Code or text editing software (I like Notepad++)
- Ability to extract and compress zip files

# Where do I begin?

- Configuration > Discovery > Display Configuration > Configure Views
- Edit the View you want to configure
- Work is done on the Manage Customization Package tab
- Customizations are done for the individual View

# Before you begin...

Configuring: Joliet Junior College (JOL) – Joliet, IL

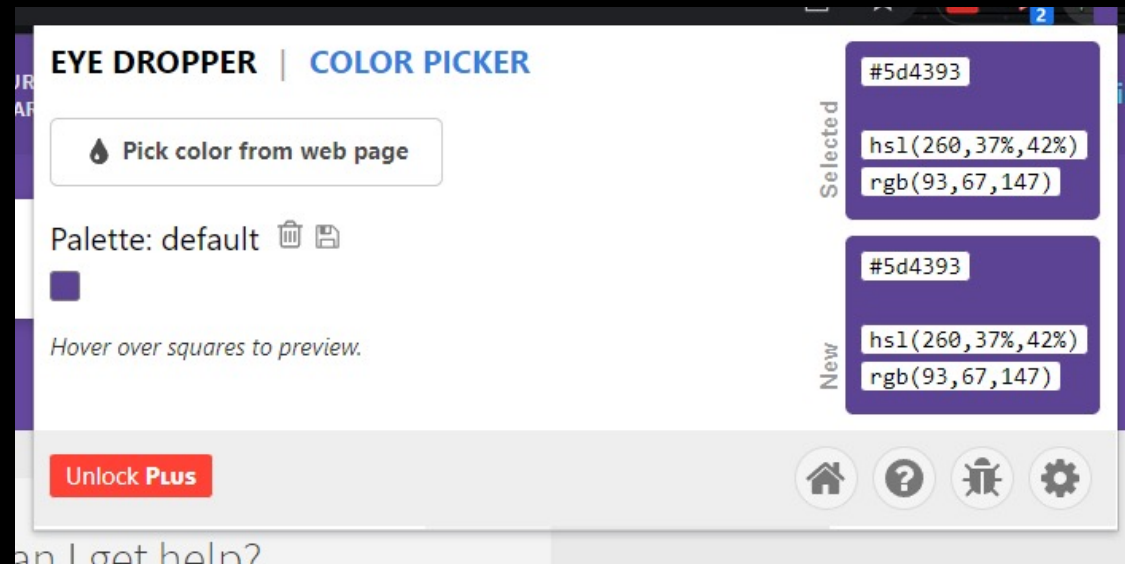
## Views List

1 - 8 of 8 + Add View ... ⚙


Code	Name	Description	Default View
1. 01CARLI_JOL:CARLI_JOL	CARLI_JOL	-	<input checked="" type="radio"/>
2. 01CARLI_JOL:CARLI_JOL_TEST	CARLI_JOL_TEST	-	<input type="radio"/>
3. 01CARLI_JOL:CARLITEST	CARLITEST	Test view for CARLI staff.	<input type="radio"/>
4. 01CARLI_NETWORK:IShare_UNION	I-Share union catalog	Union View for the I-Share union catalog	<input type="radio"/>
5. 01CARLI_NETWORK:IShare_UNION	I-Share union catalog	Union View for the I-Share union catalog	<input type="radio"/>
6. 01CARLI_NETWORK:IShare_UNION	I-Share union catalog	Union View for the I-Share union catalog	<input type="radio"/>

- Edit
- Duplicate
- Override
- Delete
- Go to View

# Before you begin...



# Download Customization Package

 **JOLIET JUNIOR COLLEGE**  
EST. 1965

Configuring: Joliet Junior College (JOL) – Joliet, IL ▾

## View Configuration

Back Save

General Links Menu Search Profile Slots Advanced Search Configuration Brief Results Brief Record Display Full Record Services Manage Customization Package


Create Customization Package ▾

[Go to Primo Studio](#) ↗

Download Package ▾

Template View Customization Package	Download
Current View Customization Package	Download
Download Central Customization Package	Download

Upload Package ▾

Customization Package   Upload



# Go to Primo Studio and upload your customization package

The screenshot displays the ExLibris Primo Studio interface. On the left, a sidebar menu includes options for Theme, Images, Icons, Addons, Editor, Email, Download, and UploadPackage (which is highlighted). The main area shows the 'UploadPackage' section with a message: 'Upload package zip file to continue working from existing package'. Below this message are two buttons: 'Choose package' and 'Upload package'. At the bottom of the sidebar, there are two status indicators: 'Preview is running' (with a green dot) and 'Back to Configuration' (with a black square).

On the right, a preview of a library homepage is shown. At the top, a yellow alert banner reads: 'ALERT! The Discovery Tool will be unavailable between Saturday, May 29 4 PM and Sunday, May 30 4 PM due to a scheduled downtime.' Below the alert is a navigation bar with links for LIBRARY HOME PAGE, ASK-A-LIBRARIAN, RESEARCH GUIDES, and DATABASES. A search bar contains the text 'Search anything' and includes a microphone icon and a magnifying glass icon. To the right of the search bar is a 'Sign in' link and a 'Menu' dropdown. Below the search bar, there are two dropdown menus: 'that contain my search terms' and 'anywhere in the record'. The main content area features a large purple graphic with the text 'WHAT AM I SEARCHING?' and three overlapping ovals: 'Everything' (Most library databases containing articles, images, streaming video, eBooks, and eBooks), 'JJC Library Catalog' (Books, DVDs, audiobooks, and other physical materials from the library's collections), and 'City Center Culinary' (Materials from our Culinary Collection, available to culinary students with your instructor). To the right of this graphic is a section titled 'Where can I get help?' which states 'JJC Librarians are available virtually to help you with your research. You can contact us via:' followed by a list: 'email at librarian@jcc.edu', 'chat', and 'text at (815) 668-8885'. Below this list is a link to 'Visit our Ask a Librarian page for more information.'

# Modify the Theme

## Primo Studio for Primo VE

**ExLibris PRIMO STUDIO**

Change Primo's entire color theme with granular control over base colors

primary	#64489d	
secondary	#A9CDD6	
background	#ffffff	
links	#64489d	
warning	#ff6347	
positive	#0f7d00	
negative	#808080	
notice	#e08303	

● Preview is running    ■ Back to Configuration

**ALERT!** The Discovery Tool will be unavailable between Saturday, May 29 4 PM and Sunday, May 30 4 PM due to a scheduled downtime.

JOLIET JUNIOR COLLEGE LIBRARY

LIBRARY HOMEPAGE   ASK-A-LIBRARIAN   RESEARCH GUIDES   DATABASES   ...

Search anything   ADVANCED SEARCH

that contain my search terms   anywhere in the record

### WHAT AM I SEARCHING?

- Everything**  
Most library databases containing articles, images, streaming video, eBooks, and eAudiobooks.
- JJC Library Catalog**  
Books, DVDs, audiobooks, and other physical materials from the library's collections.
- City Center Culinary**  
Materials from our Culinary Collection, available to culinary students with your instructor.
- All I-Share Libraries**  
Materials from 90+ academic libraries in IL, including JJC.

Where can I get help?

JJC Librarians are available virtually to help you with your research. You can contact us via:

- email at [librarian@jcc.edu](mailto:librarian@jcc.edu)
- chat
- text at (815) 668-8885

Visit our Ask a Librarian page for more information.

# Upload Images

The screenshot displays the ExLibris Primo Studio interface. On the left, a sidebar menu includes 'Theme', 'Images', 'Icons', 'Addons', 'Editor', 'Email', 'Download', and 'UploadPackage'. The 'Images' section is active, showing options to upload files for the library logo, favicon, icons, and resource icons. A 'Preview is running' indicator is visible at the bottom of the sidebar.

The main content area shows a preview of the library homepage. At the top, a yellow alert banner states: "ALERT! The Discovery Tool will be unavailable between Saturday, May 29 4 PM and Sunday, May 30 4 PM due to a scheduled downtime." Below this is the Joliet Junior College Library header with navigation links for 'LIBRARY HOMEPAGE', 'ASK-A-LIBRARIAN', 'RESEARCH GUIDES', and 'DATABASES'. A search bar contains the text "Search anything" and includes a microphone icon and a search icon. Below the search bar, there are filters: "that contain my search terms" and "anywhere in the record".

The main content area features a large purple graphic with the text "WHAT AM I SEARCHING?". It lists search categories: "Everything" (Most library databases containing articles, images, streaming video, eBooks, and eAudiobooks.), "JJC Library Catalog" (Books, DVDs, audiobooks, and other physical materials from the library's collections.), "City Center Culinary" (Materials from our Culinary Collection, available to culinary students with your instructor.), and "All I-Share Libraries" (Materials from 90+ academic libraries in IL, including JJC.).

On the right side of the preview, there is a section titled "Where can I get help?" which states: "JJC Librarians are available virtually to help you with your research. You can contact us via:" followed by a list of contact methods: "email at librarian@jcc.edu", "chat", and "text at (815) 668-8885". Below this list, it says: "Visit our Ask a Librarian page for more information."

# Download customized package

The screenshot displays the Primo Studio configuration interface. On the left, a sidebar menu includes options for Theme, Images, Icons, Addons, Editor, Email, Download, and UploadPackage. The 'Download' option is highlighted in blue. The main content area shows the 'Theme' configuration page with a 'Download' button and a 'Back to Configuration' button at the bottom. A yellow alert banner at the top of the interface states: 'ALERT! The Discovery Tool will be unavailable between Saturday, May 29 4 PM and Sunday, May 30 4 PM due to a scheduled downtime.'

**ExLibris PRIMO STUDIO**

Download the entire customization package

Download

Preview is running Back to Configuration

**JOLIET JUNIOR COLLEGE LIBRARY**

LIBRARY HOMEPAGE ASK-A-LIBRARIAN RESEARCH GUIDES DATABASES

Search anything

ADVANCED SEARCH

that contain my search terms anywhere in the record

### WHAT AM I SEARCHING?

- Everything**  
Most library databases containing articles, images, streaming video, eBooks, and eAudiobooks.
- JJC Library Catalog**  
Books, DVDs, audiobooks, and other physical materials from the library's collections.
- City Center Culinary**  
Materials from our Culinary Collection, available to culinary students with your instructor.
- All I-Share Libraries**  
Materials from 90+ academic libraries in IL, including JJC.

Where can I get help?

JJC Librarians are available virtually to help you with your research. You can contact us via:

- email at [librarian@jjc.edu](mailto:librarian@jjc.edu)
- chat
- text at (815) 668-8885

Visit our Ask a Librarian page for more information.

# Upload customized package to View

The screenshot displays the 'View Configuration' page for Joliet Junior College (JOL) in the Alma Production system. The page is titled 'Configuring: Joliet Junior College (JOL) - Joliet, IL'. The main navigation menu on the left includes Alma Production, Acquisitions, Resources, Discovery, Fulfillment, User Management, General, and Analytics. The 'View Configuration' page has several tabs: General, Links Menu, Search Profile Slots, Advanced Search Configuration, Brief Results, Brief Record Display, Full Record Services, and Manage Customization Package. The 'Manage Customization Package' tab is active, showing sections for 'Create Customization Package', 'Download Package', and 'Upload Package'. The 'Upload Package' section is highlighted with a red oval and contains a text input field for 'Customization Package', a file upload icon, and an 'Upload' button. Below this, there is an 'Upload Logo' section with an 'Upload Logo File' input field, a file upload icon, an 'Upload' button, and a 'Logo Clickable URL' input field.

# Changing Page Title

- Configuration > Discovery > Display Configuration > Labels > Header/Footer Title Labels
- [Primo VE Customization – Best Practices](#) > Configuring the Page Title in Primo VE
- [Configuring Display Labels for Primo VE](#) – configures for all Views by default but can be changed to target specific View

The screenshot shows the 'Code Table' configuration interface in Primo VE. The table lists four code entries for 'Header/Footer Tiles Labels'. The interface includes a sidebar with navigation options (Alma Production, Acquisitions, Resources, Discovery, Fulfillment) and a right-hand panel with metadata for the selected table.

Enabled	Move Up	Move Down	Code	Description	Default Value	Updated By	Last Updated	
<input checked="" type="checkbox"/>		▼	nui.brief.title	JJC Library Discovery Tool - {{query}}	<input type="radio"/>	0200774	04/19/2021	...
<input checked="" type="checkbox"/>	▲	▼	main.title	JJC Library Discovery Tool	<input type="radio"/>	0200774	07/18/2022	...
<input checked="" type="checkbox"/>	▲	▼	nui.full.display.title	{{recordTitle}} - {{institutionName}}	<input type="radio"/>	0200774	04/14/2021	...
<input checked="" type="checkbox"/>	▲		main.description	Primo by Ex Libris	<input type="radio"/>	0200774	04/14/2021	...

Header/Footer Tiles Labels

Table code  
PrimaHeaderFooterTilesLabels

Table Description  
Codes for Header and Footer

Managed in Network  
No

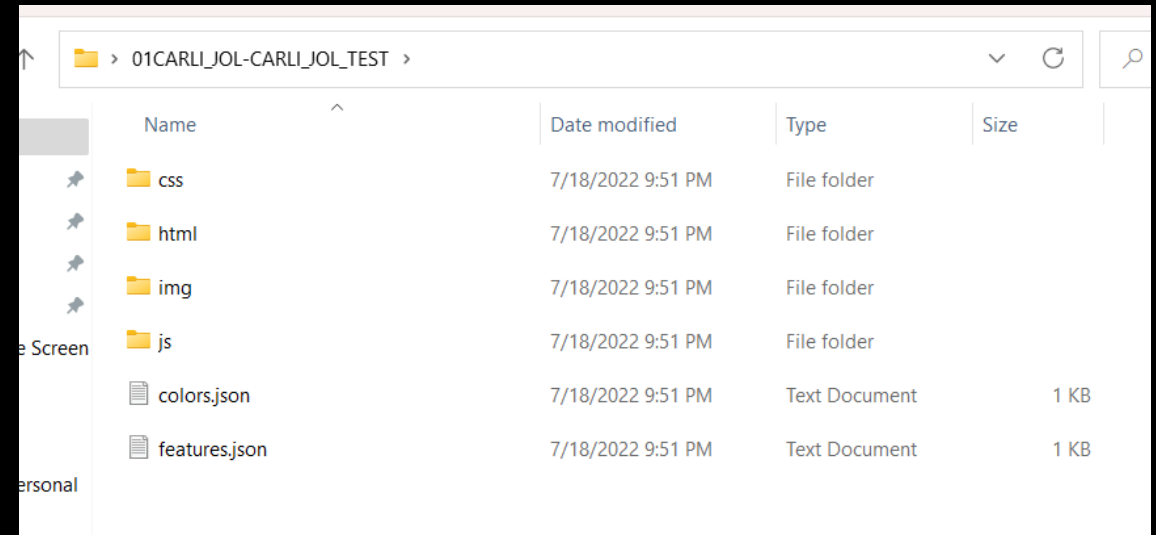
Customization mode:  
Entire table needs to be customized

[How can I change the Page Title in Primo VE?](#)

# Editing the landing page cards

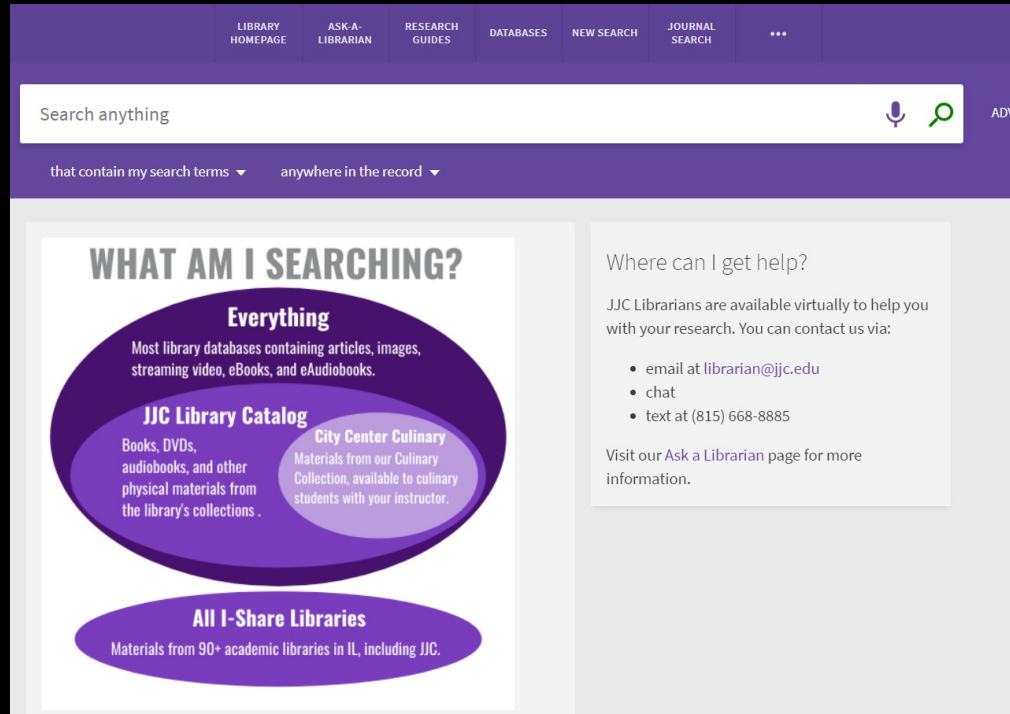
## Before you begin...

- Requires basic knowledge of HTML
- Download current customization package
- Extract zip file
- Open homepage\_en.html in text editor



{customization folder} > html > homepage > homepage\_en.html

# Editing the cards



```
C:\Users\yourp\Desktop\01CARLI_JOL-CARLI_JOL_TEST\html\homepage\homepage_en.h...
File Edit Search View Encoding Language Settings Tools Macro Run Plugins Window ? +
homepage_en.html x
1 <md-content layout-xs="column" layout="row">
2   <div flex="60" layout="column">
3     <md-card class="default-card">
4       <md-card-content>
5         <p>
6           
20      </md-card-content>
21    </md-card>
22  </div>
23  <div flex-xs flex="40" layout="column">
24    <md-card class="default-card">
25      <md-card-title>
26        <md-card-title-text>
27          <span class="md-headline">Where can I get help?</span>
28        </md-card-title-text>
29      </md-card-title>
30      <md-card-content>
31        <p>
32          JJC Librarians are available virtually to help you with your resear
length : 2,486 lines Ln : 13 Col : 34 Pos : 833 Windows (CR LF) UTF-8 INS
```

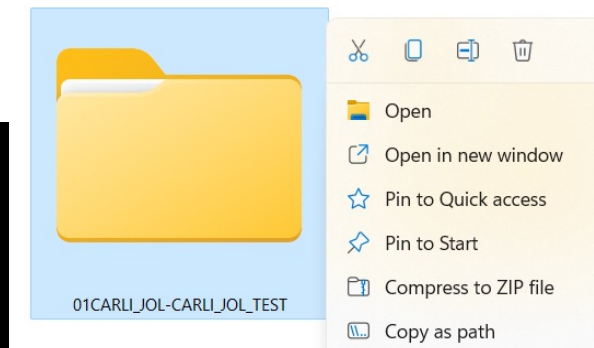
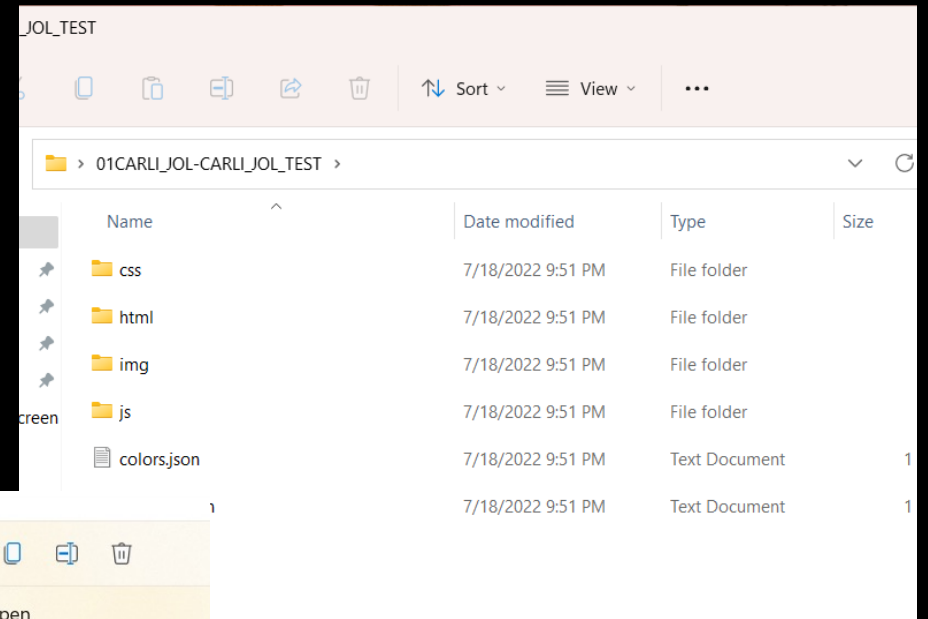


# Editing the cards

```
C:\Users\yourp\Desktop\01CARLI_JOL-CARLI_JOL_TEST\html\homepage\homepage_en.html - Notepad++
File Edit Search View Encoding Language Settings Tools Macro Run Plugins Window ?
homepage_en.html x
1 <md-content layout-xs="column" layout="row">
2   <div flex="60" layout="column">
3     <md-card class="default-card">
4       <md-card-content>
5         <p>
6           
7         </p>
8         <ul>
9           <li><strong>EVERYTHING:</strong> Includes results from most library databases containing articles, images, streaming video, eBooks, eAudiobooks, and the JJC Libra
10          <br />
11          <li><strong>JJC LIBRARY CATALOG:</strong> Search for physical books, DVDs, and other materials from the JJC Library's collections.</li>
12          <br />
13          <li><strong>ALL I-SHARE LIBRARIES:</strong> Search physical materials from the collections of 90+ academic libraries in Illinois, including JJC. Most materials ca
14          <br />
15          <li><strong>CITY CENTER CULINARY:</strong> Collection of culinary books, magazines, videos, and more located at the City Center Campus and only accessible to stu
16        </ul>
17        <p>
18          For help using the Discovery Tool, visit our <a href="https://library.jjc.edu/discoverytoolhelp" target="_blank">Discovery Tool Help</a> guide or the <a href="https://lib
19        </p>
20      </md-card-content>
21    </md-card>
22  </div>
23  <div flex-xs flex="40" layout="column">
24    <md-card class="default-card">
25      <md-card-title>
26        <md-card-title-text>
27          <span class="md-headline">Where can I get help?</span>
28        </md-card-title-text>
29      </md-card-title>
30      <md-card-content>
31        <p>
32          JJC Librarians are available virtually to help you with your research. You can contact us via:
33        </p>
34        <ul>
35          <li>
36            email at <a href="mailto:librarian@jjc.edu">librarian@jjc.edu</a>
37          </li>
38          <li>chat</li>
39          <li>text at (815) 668-8885</li>
40        </ul>
41      </md-card-content>
42    </md-card>
43  </div>
44 </md-content>
45
```

Hyper Text Markup Language file | length : 2,486 lines : 49 | Ln : 1 Col : 45 Pos : 45 | Windows (CR LF) UTF-8 | INS

# Compress the customization folder



# Upload customized package to View

The screenshot shows the 'View Configuration' page for Joliet Junior College (JOL). The page is titled 'Configuring: Joliet Junior College (JOL) - Joliet, IL'. The main navigation menu on the left includes Alma Production, Acquisitions, Resources, Discovery, Fulfillment, User Management, General, and Analytics. The 'View Configuration' page has several tabs: General, Links Menu, Search Profile Slots, Advanced Search Configuration, Brief Results, Brief Record Display, Full Record Services, and Manage Customization Package. The 'Manage Customization Package' tab is active. The page is divided into sections: 'Create Customization Package' with a 'Go to Primo Studio' link; 'Download Package' with three 'Download' buttons for Template View, Current View, and Download Central Customization Packages; 'Upload Package' with a file input field and an 'Upload' button; and 'Upload Logo' with an 'Upload Logo File' input field and an 'Upload' button, plus a 'Logo Clickable URL' input field. A red oval highlights the 'Upload Package' section.

Configuring: Joliet Junior College (JOL) - Joliet, IL

View Configuration

Back Save

General Links Menu Search Profile Slots Advanced Search Configuration Brief Results Brief Record Display Full Record Services Manage Customization Package

Create Customization Package

Go to Primo Studio

Download Package

Template View Customization Package Download

Current View Customization Package Download

Download Central Customization Package Download

Upload Package

Customization Package  Upload

Upload Logo

Upload Logo File  Upload

Logo Clickable URL

# Thank you!

Aimee Walker

Joliet Junior College Library

[aiwalker@jjc.edu](mailto:aiwalker@jjc.edu)