

# The CARLI Website: Finding I-Share Circulation & Universal Borrowing Best Practices

The CARLI website contains some very useful information about our consortium and how to use its products and services. One of our supported services is I-Share, the Voyager integrated library system that supports resource sharing for 76 institutions in Illinois. Documentation written in support of the system can be accessed easily from many points within the CARLI website.

This short tutorial guides users to best practices and other information, specific to Circulation, Universal Borrowing, and Interlibrary Loan.

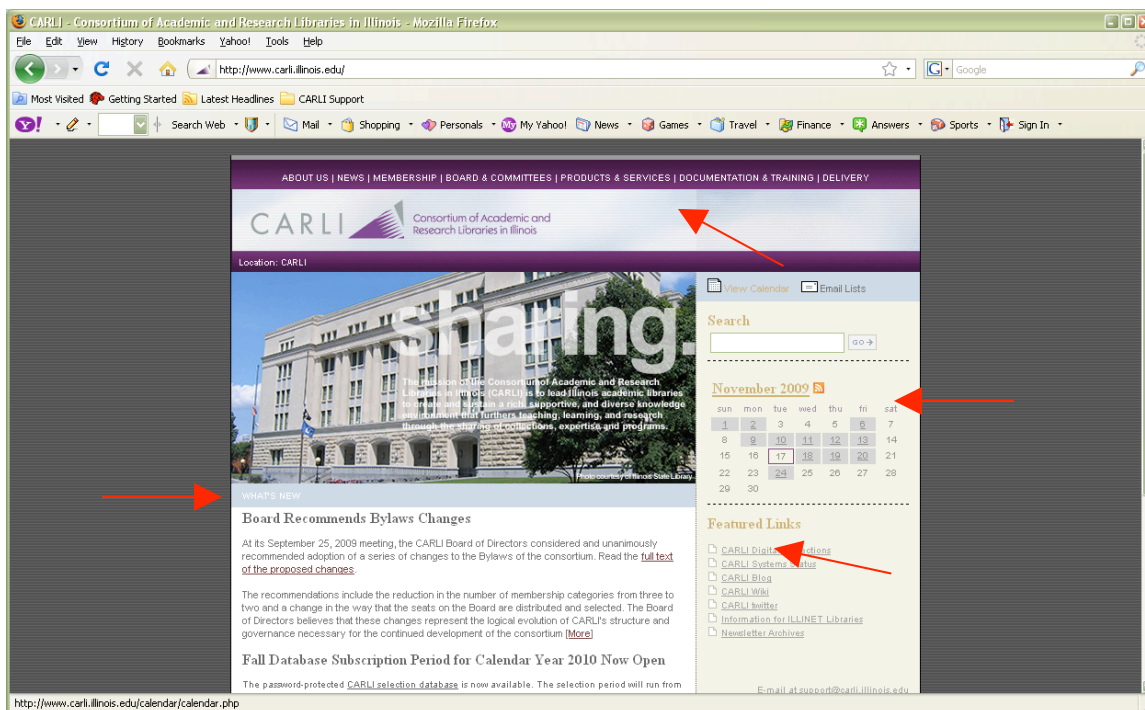


Fig. 1: The home page of the CARLI website.

The central area of the home page contains current news and other timely information. On the right, the calendar leads users to upcoming events and scheduled meetings, etc. The “Featured Links” section below the calendar highlights communication methods [blog; wiki; twitter] and heavily accessed information.

Across the top menu are links to other areas of the site for more detailed exploration and explanation of CARLI services, membership, governing structure, and system documentation.

1. Click the “Documentation & Training” link to view the pull-down menu of links to system documentation for CARLI services.

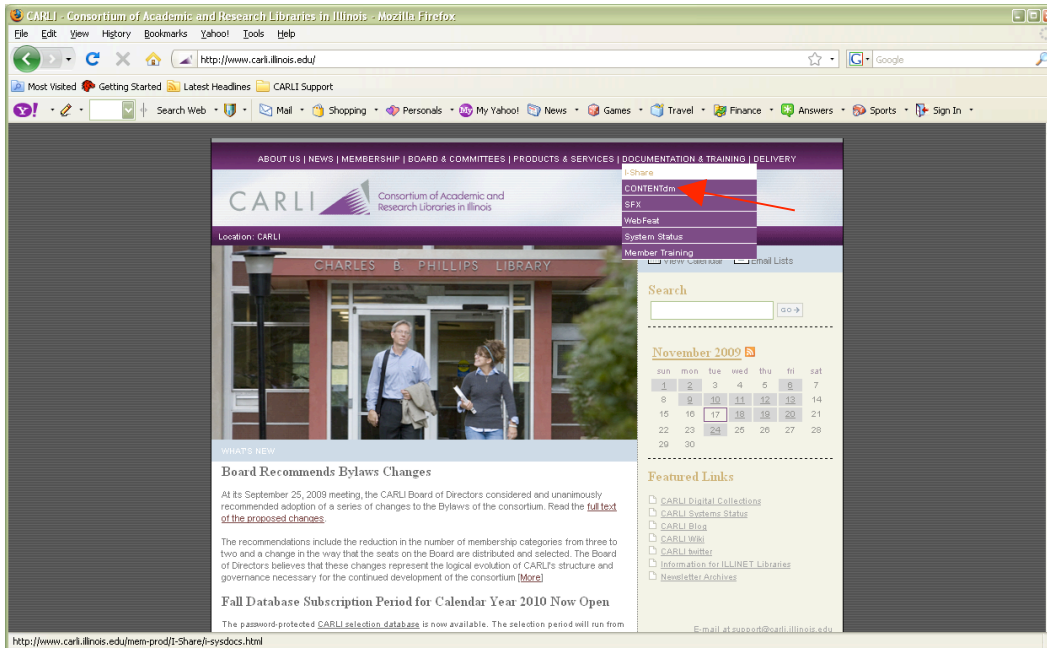


Fig. 2: The top-menu “Documentation & Training” pull-down menu, with link to I-Share system documentation highlighted.

2. Select the “I-Share” menu option. This takes you to the I-Share System Documentation page.

The I-Share System Documentation page contains more links that will take you to pages of documentation that are specific to the various Voyager modules, Ex Libris manuals, and other supporting documentation.

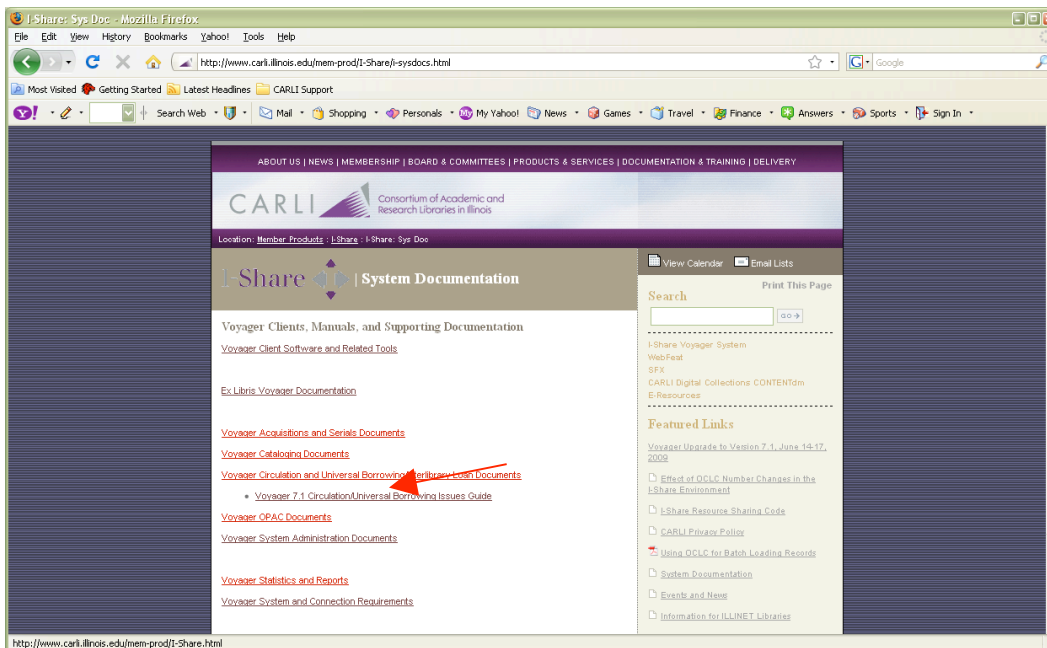


Fig. 3: The I-Share System Documentation page.

Note the “Voyager Circulation and Universal Borrowing/Interlibrary Loan Documents” link near the center of the page.

3. Click this link to view and select from best practices, configuration and technical information, policy, procedures & workflows, and additional information, accessible from this page.

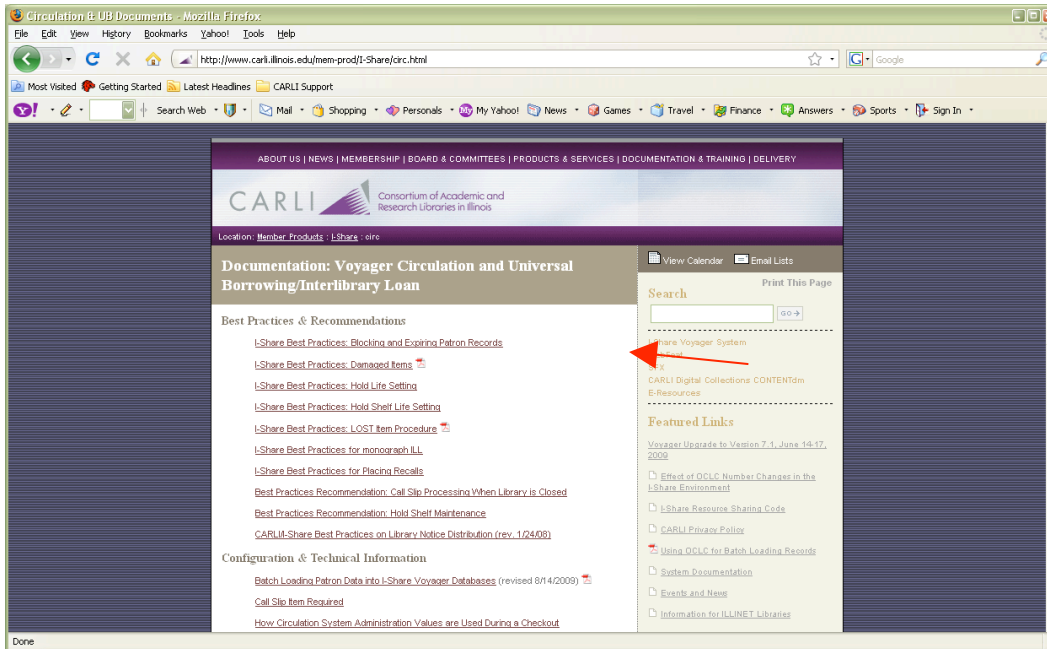


Fig. 4: The Circulation/UB/ILL documentation page.

Note the "I-Share Voyager System" link on the right, under the "Search" box.

4. Click that link to view an FAQ document that gives more information about I-Share in general.

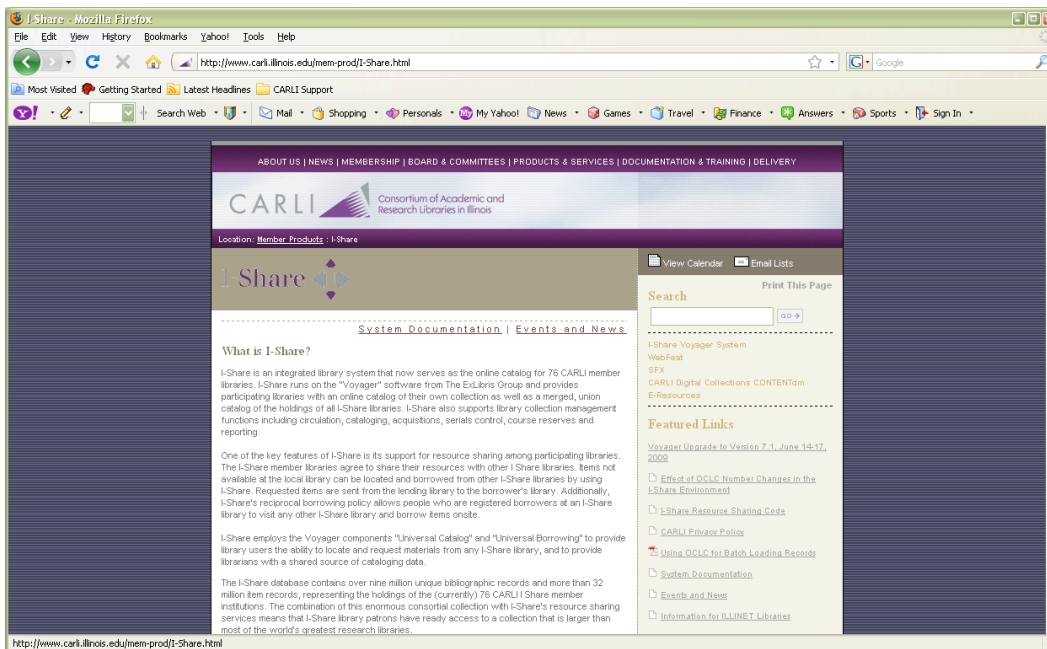


Fig.5: I-Share FAQ page.